



**CALIFORNIA ENVIRONMENTAL
QUALITY ACT
(CEQA)
SURVEY**

FY 2011/12 TO FY 2015/16

SENATE ENVIRONMENTAL QUALITY COMMITTEE

OCTOBER 2017

CONTENTS

CEQA Survey Findings	7 - 11
Grand Totals for State Agencies: FY: 2011/12 – 2015/16	12 - 16
State Agencies with no CEQA projects for FY 2011/12 to FY 2015/16	17 - 18

APPENDIX A: SURVEY RESULTS BY STATE AGENCY

Business, Consumer Services & Housing Agency	20
California Horse Racing Board	21
California Housing Finance Agency	22
Department of Alcoholic Beverage Control	23
Department of Business Oversight	24
Department of Consumer Affairs	25
Department of Fair Employment & Housing	26
Department of Housing & Community Development	27
Seismic Safety Commission	28
California Environmental Protection Agency	29
Air Resources Board	30
Department of Pesticide Regulation	31 – 32
Department of Resources, Recycling & Recovery	33
Department of Toxic Substances Control	34
Office of Environmental Health Hazard	35
State Water Resources Control Board	36
Division of Water Quality	37
Division of Drinking Water	38
Division of Water Rights	39
Division of Financial Assistance	40
Regional Water Quality Control Boards	41
North Coast Regional Water Quality Control Board	42
San Francisco Regional Water Quality Control Board	43

Central Coast Regional Water Quality Control Board	44
Los Angeles Regional Water Quality Control Board	45
Central Valley Regional Water Quality Control Board	46
Lahontan Regional Water Quality Control Board	47
Colorado River Basin Regional Water Quality Control Board	48
Santa Ana Regional Water Quality Control Board	49
San Diego Regional Water Quality Control Board	50
California Health & Human Services Agency	51
Department of Aging	52
Department of Community Services & Development	53
Department of Child Support Services	54
Department of Developmental Services	55
Department of Health Care Services	56
Department of Managed Health Care	57
Department of Public Health	58
Department of Rehabilitation	59
Department of Social Services	60
Department of State Hospitals	61
Emergency Medical Services Authority	62
Office of Health Information Integrity	63
Office of Statewide Health Planning & Development	64
Office of Systems Integration	65
Office of the Patient Advocate	66
California Labor & Workforce Development	67
Department of Industrial Relations	68
Employment Development Department	69
California Workforce Investment Board	70
California State Transportation Agency	71
Board of Pilot Commissioners	72
Department of Transportation	73
California Highway Patrol	74

Department of Motor Vehicles	75
High Speed Rail Authority	76
Office of Traffic Safety	77
California Natural Resources Agency	78
California Coastal Commission	79
California Coastal Conservancy	80
California Conservation Corps	81
California Energy Commission	82
Central Valley Flood Protection Board	83
Delta Stewardship Council	84
Department of Conservation	85
Department of Fish & Wildlife	86
Department of Forestry & Fire Protection	87
Department of Parks & Recreation	88
Department of Water Resources	89 – 90
SF Bay Conservation & Development Commission	91 – 92
State Lands Commission	93
Government Operations Agency	94
Department of General Services	95
Department of Human Resources	96
Department of Technology	97
Franchise Tax Board	98
Office of Administrative Law	99
Public Employees Retirement System	100
State Personnel Board	101
State Teachers' Retirement System	102
Victim Compensation Board	103
Department of Corrections & Rehabilitation	104 – 105
Department of Finance	106
Department of Food & Agriculture	107
Department of Veterans Affairs	108

California Military Department	109
Governor’s Office of Business & Economic Development	110
Governor’s Office of Emergency Services	111
Governor’s Office of Planning and Research	112
Boards & Commissions	113
California Arts Council	114
California Public Utilities Commission	115
California Volunteers	116
Commission on the Status of Women & Girls	117
Fi\$cal	118
Gambling Control Commission	119
Lottery Commission	120
Peace Officer Standards & Training	121
State Board of Education	122

APPENDIX B: RESULTS OF CITY SURVEY

Survey Results of Cities.....	123 - 125
--------------------------------------	------------------

CALIFORNIA ENVIRONMENTAL QUALITY ACT (CEQA)

SURVEY FINDINGS

The California Environmental Quality Act (CEQA), signed into law by Governor Reagan in 1970, requires state and local agencies to identify the potentially significant environmental impacts of proposed projects, and then to avoid or mitigate those impacts when feasible.

CEQA has been in statute for almost 50 years and has morphed over the decades. Legislation enacted between 1985 and 2013 shows a total of 408 sections that have been added, amended or repealed. Of the 408 modifications: 223 amend, 158 add, and 27 repeal various sections of CEQA. Furthermore, there were approximately 109 changes over a period of five years (2009-2013), which make up more than a quarter of the statutory revisions chaptered during that 25-year time period.

The environmental review process, which requires public notices, public comment periods, and agency responses to comments, provides transparency and accountability to project proposals and plans. The CEQA process engages the public and governmental agencies in civic discourse about the environmental effects of physical development and land use policies affecting communities throughout the state. Also, because no agency is specifically empowered to enforce CEQA's requirements, CEQA's effectiveness is enforced through civil litigation.

Yet, despite the informational and substantive benefits CEQA provides, the requirement to conduct environmental reviews is consistently criticized by some stakeholders, who object to the procedures and costs involved. Concern is often expressed about litigation under CEQA in the event a public agency mismanages a procedural step or fails to conduct sufficiently comprehensive analysis; or that litigation occurs for ulterior motives unrelated to the environmental review process. Because of these built-in tensions around environmental review costs, time, and outcomes, there have been periodic calls for CEQA changes throughout the law's existence.

CEQA SURVEY OF STATE AGENCIES

The Senate Committee on Environmental Quality conducted a survey of state agencies regarding CEQA in order to gain a better understanding of CEQA compliance and litigation. The survey covers a period of five years, Fiscal Years (FYs) 2011/12 to 2015/16. State agencies were asked to provide the following:

- The number of projects of which their agency was the lead agency over the five-year time period, and of these, the number that were:
 - **Exempted from CEQA** through either a **categorical exemption** (projects that belong to a category of projects that have been found by the Secretary of Resources to not have a significant effect on the environment are exempt from CEQA) or a **statutory exemption** (projects that belong to a class of projects that have been granted exemptions by the Legislature).
 - Subject to a **Negative Declaration** (ND, a statement describing the reasons a proposed, non-exempt project will not have a significant effect on the environment) or **Mitigated Negative Declaration** (MND, a statement describing how a project's plans have been modified to avoid potentially significant effects on the environment that were identified in an initial review).
 - Subject to an **Environmental Impact Report** (EIR), a detailed statement describing and analyzing the significant environmental effects of a project and discussing ways to mitigate or avoid the effects.
 - Of the projects for which an EIR was prepared, agencies were asked to report how many were also subject to the **National Environmental Policy Act** (NEPA). *For projects that are subject to both CEQA and NEPA, the lead agency may file a joint document that covers both.*
 - The number of **CEQA lawsuits filed** against them. Please note that multiple lawsuits could have been filed for a single project.
-

STATE AGENCY SURVEY RESULTS

94 state agencies surveyed, FY 2011/12 to FY 2015/16



47 served as a lead agency at least once during those 5 years

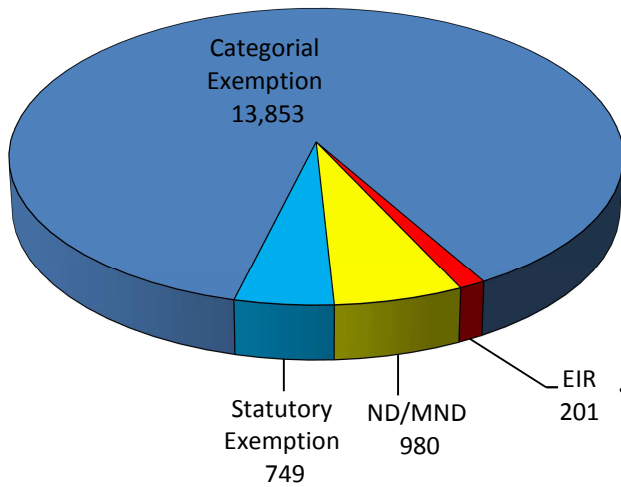


18 served as a lead agency for over a total of 100 projects each



Of these 18, 12 had less than 1% of their projects require an EIR

Number of State Agency Projects by Type of Environmental Review (FY 2011/12 to FY 2015/16)



42% of projects subject to an EIR were also subject to NEPA Environmental Assessment (EA) or Environmental Impact Statement (EIS)

- Department of Transportation: 80.6% of their projects subject to an EIR were also subject to NEPA
- California Public Utilities Commission: 64.7% of their projects subject to an EIR were also subject to NEPA

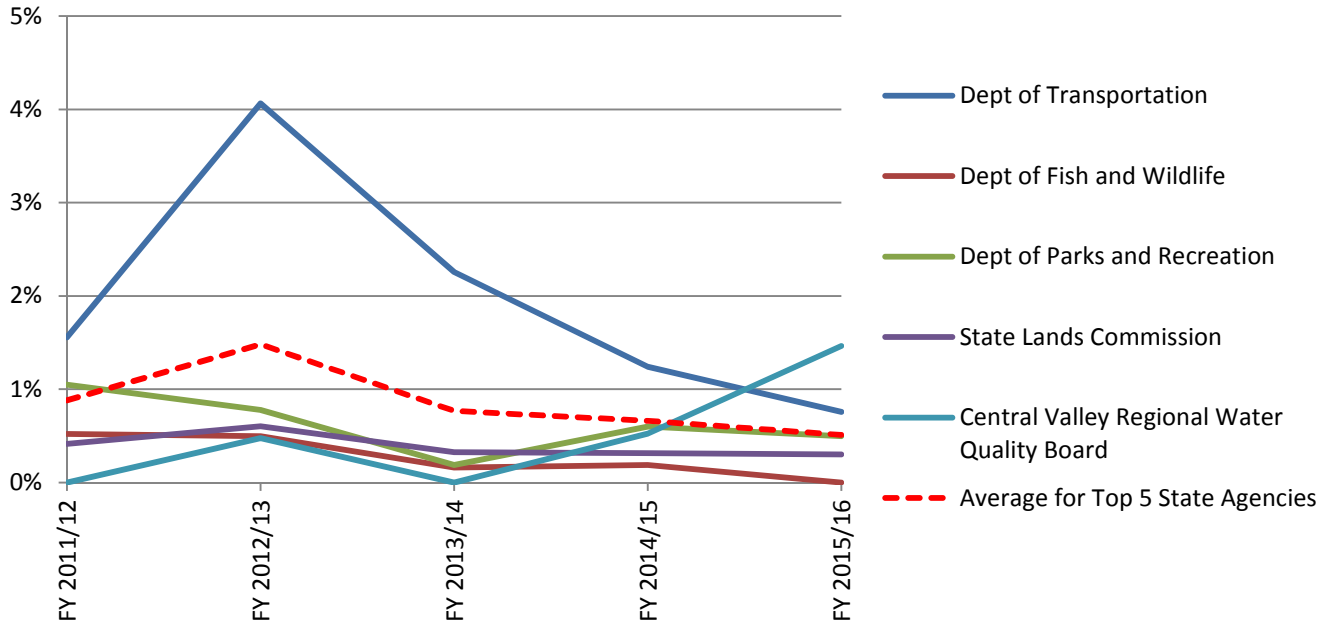
Five State Lead Agencies with the Most CEQA Projects (FY 2011/12 to FY 2015/16)

Over the period of five years, the following five state agencies were lead agencies for:

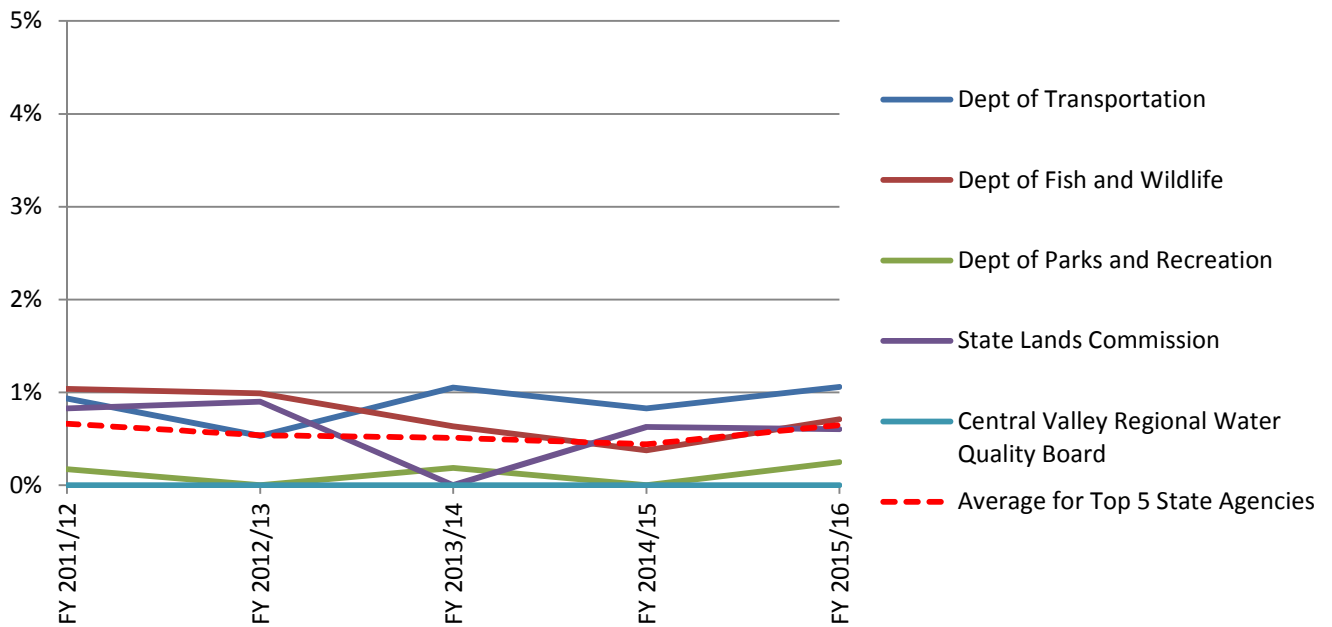
- 71% of 15,783 total state agency projects;
- 44% of 520 non-exempt state agency projects; and,
- 48% of 97 state agency projects that required an EIR.

State Agency	Number of Projects (FY 2011/12 to FY 2015/16)	Number of Projects Requiring an EIR (FY 2011/12 to FY 2015/16)	Number of CEQA lawsuits filed (FY 2011/12 to FY 2015/16)
Department of Transportation	3,259	62 (1.9%)	29
Department of Fish & Wildlife	2,909	8 (0.3%)	22
Department of Parks & Recreation	2,521	16 (0.6%)	3
State Lands Commission	1,535	6 (0.4%)	9
Central Valley Regional Water Quality Control Board	1,057	5 (0.5%)	0

Percentage of Projects that Required an EIR for the Top Five State Lead Agencies



Number of CEQA Lawsuits Filed (as a Percentage of Projects of the Top Five State Lead Agencies)



CITIES

The Senate Environmental Quality Committee sent the same survey to the League of California Cities asking for data in which a city was the lead agency on a project subject to CEQA. 33 out of 480 cities responded with a total of 14,152 projects in FY 2011/12 to

FY 2015/16 (19 cities with a population of 0-50,000; 6 cities with a population of 50,000-100,000, and 8 cities with a population over 100,000). The breakdown of the total number of city projects is as follows:

- Categorically exempt: 12,959 projects 91.6%
- Statutorily exempt: 148 1.0%
- ND/MND: 762 5.4%
- EIR: 283 2.0%

- 14 cities had CEQA lawsuits filed against them for a total of 42 cases (0.3% or less of total projects).

Although less than 7% of cities responded to the survey, the total number of city projects reported is over half the total state agency projects; and the results are in general agreement with state agency survey results.

However, because so few cities responded, further research is needed to show how CEQA impacts projects at the city level.

CONCLUSION

Approximately half of state agencies are involved in projects that require them to be a CEQA lead agency. Additionally, **the results of this survey strongly suggest that CEQA requirements are not a significant burden to projects where a state agency is the lead agency.** Also, as noted above, the city survey results are consistent with the state agency results.

Over 90% of projects led by these state agencies were exempt from CEQA; only 1% required an EIR. Furthermore, out of a total of 15,783 projects, *only 207 CEQA litigation cases were brought against state agencies* within those 5 years. With multiple cases brought against some of the same projects, *it is estimated that less than 1% of projects were litigated against.*

The results of this survey raise the question: Is CEQA a “major barrier” to projects?

**GRAND TOTALS FOR STATE AGENCIES
FY 2011/12 TO 2015/16**

State Agency	State Agency CEQA Documents				Joint EIR/NEPA Documents				Litigation
	Categorical Exemption	Statutory Exemption	ND/MND	EIR	Total Projects	EIR + NEPA Categorical Exclusion	Joint EIR/Environmental Assessment (EA)	Joint EIR/Environmental Impact Statement	
Business, Consumer Services & Housing Agency									
California Horse Racing Board									
California Housing Finance Agency									
Department of Alcoholic Beverage Control									
Department of Business Oversight									
Department of Consumer Affairs									
Department of Fair Employment & Housing									
Department of Housing & Community Development									
Seismic Safety Commission									
California Environmental Protection Agency									
Air Resources Board	4	0	41	12	57	0	0	0	3
Department of Pesticide Regulation	0	0	0	0	0	0	0	0	1
Department of Resources Recycling & Recovery	96	0	11	1	108	1	0	0	0
Department of Toxic Substances Control	388	0	90 / 6	15	499	13	0	2	5
Office of Environmental Health Hazard Assessment									
State Water Resources Control Board*	315	109	54	3	481	0	0	0	12
North Coast Regional Water Quality Control Board	137	5	4	0	146	0	0	0	0
San Francisco Regional Water Quality Control Board	66	58	9	1	134	0	0	0	0

GRAND TOTALS FOR STATE AGENCIES FY 2011/12 TO 2015/16

State Agency	State Agency CEQA Documents					Joint EIR/NEPA Documents					Litigation
	Categorical Exemption	Statutory Exemption	ND/MND	EIR	Total Projects	EIR + NEPA Categorical Exclusion	Joint EIR/Environmental Assessment (EA)	Joint EIR/Environmental Impact Statement	Number of CEQA Cases Filed		
Central Coast Regional Water Quality Control Board	12	3	4	0	19	0	0	0	0		
Los Angeles Regional Water Quality Control Board	8	0	10	1	19	0	0	0	0		
Central Valley Regional Water Quality Control Board	797	238	17	5	1057	0	0	0	0		
Lahontan Regional Water Quality Control Board	199	0	9	0	208	0	0	0	0		
Colorado River Basin Regional Water Quality Control Board	28	3	6	0	37	0	0	0	0		
Santa Ana Regional Water Quality Control Board	84	1	1	1	87	0	0	0	0		
San Diego Regional Water Quality Control Board	34	33	3	3	73	0	0	0	0		
California Health & Human Services Agency											
Department of Aging											
Department of Community Services & Development											
Department of Child Support Services											
Department of Developmental Services	8	0	1	0	9	0	1	0	0		
Department of Health Care Services											
Department of Managed Health Care											
Department of Public Health	0	0	0	0	0	0	0	0	1		
Department of Rehabilitation	15	0	0	0	15	0	0	0	0		
Department of Social Services											
Department of State Hospitals	13	0	4	0	17	0	0	0	0		

**GRAND TOTALS FOR STATE AGENCIES
FY 2011/12 TO 2015/16**

State Agency	State Agency CEQA Documents				Joint EIR/NEPA Documents				Litigation
	Categorical Exemption	Statutory Exemption	ND/MND	EIR	Total Projects	EIR + NEPA Categorical Exclusion	Joint EIR/Environmental Assessment (EA)	Joint EIR/Environmental Impact Statement	
Emergency Medical Services Authority									
Office of Health Information Integrity									
Office of Statewide Health Planning & Development	0	0	1	1	2	0	0	0	1
Office of Systems Integration									
Office of the Patient Advocate									
California Labor & Workforce Development Agency									
Department of Industrial Relations									
Employment Development Department									
California Workforce Investment Board									
California State Transportation Agency									
Board of Pilot Commissioners									
Department of Transportation	2890	44	263	62	3259	11	19	31	29
California Highway Patrol	66	0	2	4	72	0	0	0	0
Department of Motor Vehicles	15	0	2	0	17	0	0	0	0
High Speed Rail Authority	24	0	0	1	25	0	0	2	10
Office of Traffic Safety									
California Natural Resources Agency									
California Coastal Commission	3	0	0	0	3	0	0	0	25
California Coastal Conservancy	310	148	7	12	477	0	0	8	0
California Conservation Corps									

GRAND TOTALS FOR STATE AGENCIES FY 2011/12 TO 2015/16

State Agency	State Agency CEQA Documents				Joint EIR/NEPA Documents				Litigation
	Categorical Exemption	Statutory Exemption	ND/MND	EIR	Total Projects	EIR + NEPA Categorical Exclusion	Joint EIR/Environmental Assessment (EA)	Joint EIR/Environmental Impact Statement	
California Energy Commission	4	0	170	14	188	0	0	1	14
Central Valley Flood Protection Board	305	0	10	2	317	5	0	3	0
Delta Stewardship Council	0	0	0	1	1	0	0	0	7
Department of Conservation	23	0	40	1	64	0	0	0	9
Department of Fish & Wildlife	2817	41	43	8	2909	5	0	0	22
Department of Forestry & Fire Protection									
Department of Parks & Recreation	2454	0	51	16	2521	16	0	0	3
Department of Water Resources*	548	25	25	6	604	5	0	0	6
SF Bay Conservation & Development Commission									
State Lands Commission	1445	35	49	6	1535	0	0	0	9
Government Operations Agency									
Department of General Services	125	0	12	0	137	0	0	0	1
Department of Human Resources									
Department of Technology	10	0	0	0	10	0	0	0	0
Franchise Tax Board									
Office of Administrative Law									
Public Employees Retirement System									
State Personnel Board									
State Teachers' Retirement System									
Victim Compensation Board									

GRAND TOTALS FOR STATE AGENCIES FY 2011/12 TO 2015/16

State Agency	State Agency CEQA Documents					Joint EIR/NEPA Documents					Litigation
	Categorical Exemption	Statutory Exemption	ND/MND	EIR	Total Projects	EIR + NEPA Categorical Exclusion	Joint EIR/Environmental Assessment (EA)	Joint EIR/Environmental Impact Statement	Number of CEQA Cases Filed		
Department of Corrections & Rehabilitation	167	0	19	6	192	0	0	0	4		
Department of Finance											
Department of Food & Agriculture	0	0	0	2	2	0	0	0	2		
Department of Veterans Affairs	8	0	0	0	8	2	1	0	0		
California Military Department	33	0	1	0	34	0	0	0	0		
Governor's Office of Business & Economic Development											
Governor's Office of Emergency Services	11	0	0	0	11	0	0	0	0		
Governor's Office of Planning & Research											
Boards & Commissions											
California Arts Council											
California Public Utilities Commission	389	6	15	17	427	0	2	9	43		
California Volunteers											
Commission on the Status of Women & Girls											
Fiscal											
Gambling Control Commission											
Lottery Commission	2	0	0	0	2	0	0	0	0		
Peace Officer Standards & Training											
State Board of Education											

**For State Water Resources Control Board division-specific information, please see appendix.*

STATE AGENCIES W/ NO CEQA PROJECTS IN FY 2011/12 TO FY 2015/16

1. Business, Consumer Services & Housing Agency
2. California Horse Racing Board
3. California Housing Finance Agency
4. Department of Alcoholic Beverage Control
5. Department of Business Oversight
6. Department of Consumer Affairs
7. Department of Fair Employment & Housing
8. Department of Housing & Community Development
9. Seismic Safety Commission
10. California Environmental Protection Agency
11. Office of Environmental Health Hazard Assessment
12. California Health & Human Services Agency
13. Department of Aging
14. Department of Community Services & Development
15. Department of Child Support Services
16. Department of Health Care Services
17. Department of Managed Health Care
18. Department of Social Services
19. Emergency Medical Services Authority
20. Office of Health Information Integrity
21. Office of Systems Integration
22. Office of the Patient Advocate
23. California Labor & Workforce Development
24. Department of Industrial Relations
25. Employment Development Department
26. California Workforce Investment Board
27. California State Transportation Agency
28. Board of Pilot Commissioners
29. Office of Traffic Safety
30. California Natural Resources Agency
31. California Conservation Corps
32. Department of Forestry & Fire Protection
33. SF Bay Conservation & Development Commission
34. Government Operations Agency
35. Department of Human Resources
36. Franchise Tax Board
37. Office of Administrative Law
38. Public Employees Retirement System
39. State Personnel Board

40. State Teachers' Retirement System
41. Victim Compensation Board
42. Department of Finance
43. Governor's Office of Business & Economic Development
44. Governor's Office of Planning & Research
45. California Arts Council
46. California Volunteers
47. Commission on the Status of Women & Girls
48. Fi\$cal
49. Gambling Control Commission
50. Peace Officer Standards & Training
51. State Board of Education

APPENDIX A

SURVEY RESULTS BY STATE AGENCY

("NOTES" included in this appendix are direct quotes from each agency)

BUSINESS, CONSUMER SERVICES & HOUSING AGENCY

State Agency CEQA Documents					
Fiscal Year	Categorical Exemption	Statutory Exemption	Negative Declaration/Mitigated Negative Declaration	Environmental Impact Report (EIR)	TOTAL
FY 2011/12					0
FY 2012/13					0
FY 2013/14					0
FY 2014/15					0
FY 2015/16					0
TOTAL	0	0	0	0	0
NOTES: In general, BCHS does not act as a lead agency.					

Joint EIR/NEPA Documents					
Fiscal Year	EIR NEPA: N/A*	EIR + NEPA Categorical Exclusion	Joint EIR/Environmental Assessment (EA)	Joint EIR/Environmental Impact Statement	TOTAL
FY 2011/12					0
FY 2012/13					0
FY 2013/14					0
FY 2014/15					0
FY 2015/16					0
TOTAL	0	0	0	0	0
*N/A connotes that NEPA did not apply to a project because there was no federal action.					
NOTES:					

	Litigation		
	Fiscal Year	Number of CEQA Cases Filed	
	FY 2011/12		
	FY 2012/13		
	FY 2013/14		
	FY 2014/15		
	FY 2015/16		
	TOTAL	0	
NOTES:			

CALIFORNIA HORSE RACING BOARD

State Agency CEQA Documents					
Fiscal Year	Categorical Exemption	Statutory Exemption	Negative Declaration/Mitigated Negative Declaration	Environmental Impact Report (EIR)	TOTAL
FY 2011/12					0
FY 2012/13					0
FY 2013/14					0
FY 2014/15					0
FY 2015/16					0
TOTAL	0	0	0	0	0

NOTES: The California Horse Racing Board (CHRB) has not been the lead agency for a project subject to CEQA in the past five fiscal years, nor have we been involved in any such litigation.

Joint EIR/NEPA Documents					
Fiscal Year	EIR NEPA: N/A*	EIR + NEPA Categorical Exclusion	Joint EIR/Environmental Assessment (EA)	Joint EIR/Environmental Impact Statement	TOTAL
FY 2011/12					0
FY 2012/13					0
FY 2013/14					0
FY 2014/15					0
FY 2015/16					0
TOTAL	0	0	0	0	0

*N/A connotes that NEPA did not apply to a project because there was no federal action.

NOTES:

	Litigation		
	Fiscal Year	Number of CEQA Cases Filed	
	FY 2011/12		
	FY 2012/13		
	FY 2013/14		
	FY 2014/15		
	FY 2015/16		
	TOTAL	0	

NOTES:

CALIFORNIA HOUSING FINANCE AGENCY

State Agency CEQA Documents					
Fiscal Year	Categorical Exemption	Statutory Exemption	Negative Declaration/Mitigated Negative Declaration	Environmental Impact Report (EIR)	TOTAL
FY 2011/12					0
FY 2012/13					0
FY 2013/14					0
FY 2014/15					0
FY 2015/16					0
TOTAL	0	0	0	0	0

NOTES:

Joint EIR/NEPA Documents					
Fiscal Year	EIR NEPA: N/A*	EIR + NEPA Categorical Exclusion	Joint EIR/Environmental Assessment (EA)	Joint EIR/Environmental Impact Statement	TOTAL
FY 2011/12					0
FY 2012/13					0
FY 2013/14					0
FY 2014/15					0
FY 2015/16					0
TOTAL	0	0	0	0	0

*N/A connotes that NEPA did not apply to a project because there was no federal action.

NOTES:

	Litigation		
	Fiscal Year	Number of CEQA Cases Filed	
	FY 2011/12		
	FY 2012/13		
	FY 2013/14		
	FY 2014/15		
	FY 2015/16		
	TOTAL	0	

NOTES:

DEPARTMENT OF ALCOHOLIC BEVERAGE CONTROL

State Agency CEQA Documents					
Fiscal Year	Categorical Exemption	Statutory Exemption	Negative Declaration/Mitigated Negative Declaration	Environmental Impact Report (EIR)	TOTAL
FY 2011/12					0
FY 2012/13					0
FY 2013/14					0
FY 2014/15					0
FY 2015/16					0
TOTAL	0	0	0	0	0
NOTES:					

Joint EIR/NEPA Documents					
Fiscal Year	EIR NEPA: N/A*	EIR + NEPA Categorical Exclusion	Joint EIR/Environmental Assessment (EA)	Joint EIR/Environmental Impact Statement	TOTAL
FY 2011/12					0
FY 2012/13					0
FY 2013/14					0
FY 2014/15					0
FY 2015/16					0
TOTAL	0	0	0	0	0
*N/A connotes that NEPA did not apply to a project because there was no federal action.					
NOTES:					

	Litigation		
	Fiscal Year	Number of CEQA Cases Filed	
	FY 2011/12		
	FY 2012/13		
	FY 2013/14		
	FY 2014/15		
	FY 2015/16		
	TOTAL	0	
NOTES:			

DEPARTMENT OF BUSINESS OVERSIGHT

State Agency CEQA Documents					
Fiscal Year	Categorical Exemption	Statutory Exemption	Negative Declaration/Mitigated Negative Declaration	Environmental Impact Report (EIR)	TOTAL
FY 2011/12					0
FY 2012/13					0
FY 2013/14					0
FY 2014/15					0
FY 2015/16					0
TOTAL	0	0	0	0	0

NOTES: We have not been a lead agency for a project subject to CEQA in the past five fiscal years, nor has there been CEQA litigation filed with us. DBO does not own its own building or land. Any project we would have would be under the guidance (lead) of DGS.

Joint EIR/NEPA Documents					
Fiscal Year	EIR NEPA: N/A*	EIR + NEPA Categorical Exclusion	Joint EIR/Environmental Assessment (EA)	Joint EIR/Environmental Impact Statement	TOTAL
FY 2011/12					0
FY 2012/13					0
FY 2013/14					0
FY 2014/15					0
FY 2015/16					0
TOTAL	0	0	0	0	0

*N/A connotes that NEPA did not apply to a project because there was no federal action.

NOTES:

	Litigation		
	Fiscal Year	Number of CEQA Cases Filed	
	FY 2011/12		
	FY 2012/13		
	FY 2013/14		
	FY 2014/15		
	FY 2015/16		
	TOTAL	0	

NOTES:

DEPARTMENT OF CONSUMER AFFAIRS

State Agency CEQA Documents					
Fiscal Year	Categorical Exemption	Statutory Exemption	Negative Declaration/Mitigated Negative Declaration	Environmental Impact Report (EIR)	TOTAL
FY 2011/12					0
FY 2012/13					0
FY 2013/14					0
FY 2014/15					0
FY 2015/16					0
TOTAL	0	0	0	0	0
NOTES:					

Joint EIR/NEPA Documents					
Fiscal Year	EIR NEPA: N/A*	EIR + NEPA Categorical Exclusion	Joint EIR/Environmental Assessment (EA)	Joint EIR/Environmental Impact Statement	TOTAL
FY 2011/12					0
FY 2012/13					0
FY 2013/14					0
FY 2014/15					0
FY 2015/16					0
TOTAL	0	0	0	0	0
*N/A connotes that NEPA did not apply to a project because there was no federal action.					
NOTES:					

	Litigation		
	Fiscal Year	Number of CEQA Cases Filed	
	FY 2011/12		
	FY 2012/13		
	FY 2013/14		
	FY 2014/15		
	FY 2015/16		
	TOTAL	0	
NOTES:			

DEPARTMENT OF FAIR EMPLOYMENT & HOUSING

State Agency CEQA Documents					
Fiscal Year	Categorical Exemption	Statutory Exemption	Negative Declaration/Mitigated Negative Declaration	Environmental Impact Report (EIR)	TOTAL
FY 2011/12					0
FY 2012/13					0
FY 2013/14					0
FY 2014/15					0
FY 2015/16					0
TOTAL	0	0	0	0	0

NOTES: [T]he Department of Fair Employment and Housing has [not] been involved in any CEQA litigation or other CEQA related activity in the past 11 years.

Joint EIR/NEPA Documents					
Fiscal Year	EIR NEPA: N/A*	EIR + NEPA Categorical Exclusion	Joint EIR/Environmental Assessment (EA)	Joint EIR/Environmental Impact Statement	TOTAL
FY 2011/12					0
FY 2012/13					0
FY 2013/14					0
FY 2014/15					0
FY 2015/16					0
TOTAL	0	0	0	0	0

*N/A connotes that NEPA did not apply to a project because there was no federal action.

NOTES:

	Litigation		
	Fiscal Year	Number of CEQA Cases Filed	
	FY 2011/12		
	FY 2012/13		
	FY 2013/14		
	FY 2014/15		
	FY 2015/16		
	TOTAL	0	

NOTES:

DEPARTMENT OF HOUSING & COMMUNITY DEVELOPMENT

State Agency CEQA Documents					
Fiscal Year	Categorical Exemption	Statutory Exemption	Negative Declaration/Mitigated Negative Declaration	Environmental Impact Report (EIR)	TOTAL
FY 2011/12					0
FY 2012/13					0
FY 2013/14					0
FY 2014/15					0
FY 2015/16					0
TOTAL	0	0	0	0	0
NOTES:					

Joint EIR/NEPA Documents					
Fiscal Year	EIR NEPA: N/A*	EIR + NEPA Categorical Exclusion	Joint EIR/Environmental Assessment (EA)	Joint EIR/Environmental Impact Statement	TOTAL
FY 2011/12					0
FY 2012/13					0
FY 2013/14					0
FY 2014/15					0
FY 2015/16					0
TOTAL	0	0	0	0	0
*N/A connotes that NEPA did not apply to a project because there was no federal action.					
NOTES:					

	Litigation		
	Fiscal Year	Number of CEQA Cases Filed	
	FY 2011/12		
	FY 2012/13		
	FY 2013/14		
	FY 2014/15		
	FY 2015/16		
	TOTAL	0	
NOTES:			

SEISMIC SAFETY COMMISSION

State Agency CEQA Documents					
Fiscal Year	Categorical Exemption	Statutory Exemption	Negative Declaration/Mitigated Negative Declaration	Environmental Impact Report (EIR)	TOTAL
FY 2011/12					0
FY 2012/13					0
FY 2013/14					0
FY 2014/15					0
FY 2015/16					0
TOTAL	0	0	0	0	0

NOTES:

Joint EIR/NEPA Documents					
Fiscal Year	EIR NEPA: N/A*	EIR + NEPA Categorical Exclusion	Joint EIR/Environmental Assessment (EA)	Joint EIR/Environmental Impact Statement	TOTAL
FY 2011/12					0
FY 2012/13					0
FY 2013/14					0
FY 2014/15					0
FY 2015/16					0
TOTAL	0	0	0	0	0

*N/A connotes that NEPA did not apply to a project because there was no federal action.

NOTES:

	Litigation		
	Fiscal Year	Number of CEQA Cases Filed	
	FY 2011/12		
	FY 2012/13		
	FY 2013/14		
	FY 2014/15		
	FY 2015/16		
	TOTAL	0	

NOTES:

CALIFORNIA ENVIRONMENTAL PROTECTION AGENCY

State Agency CEQA Documents					
Fiscal Year	Categorical Exemption	Statutory Exemption	Negative Declaration/Mitigated Negative Declaration	Environmental Impact Report (EIR)	TOTAL
FY 2011/12					0
FY 2012/13					0
FY 2013/14					0
FY 2014/15					0
FY 2015/16					0
TOTAL	0	0	0	0	0
NOTES:					

Joint EIR/NEPA Documents					
Fiscal Year	EIR NEPA: N/A*	EIR + NEPA Categorical Exclusion	Joint EIR/Environmental Assessment (EA)	Joint EIR/Environmental Impact Statement	TOTAL
FY 2011/12					0
FY 2012/13					0
FY 2013/14					0
FY 2014/15					0
FY 2015/16					0
TOTAL	0	0	0	0	0
*N/A connotes that NEPA did not apply to a project because there was no federal action.					
NOTES:					

	Litigation		
	Fiscal Year	Number of CEQA Cases Filed	
	FY 2011/12		
	FY 2012/13		
	FY 2013/14		
	FY 2014/15		
	FY 2015/16		
	TOTAL	0	
NOTES:			

AIR RESOURCES BOARD

State Agency CEQA Documents							
Fiscal Year	Categorical Exemption	Statutory Exemption	Common Sense Exemption	Negative Declaration/Mitigated Negative Declaration	Environmental Impact Report (EIR)	Addendum	TOTAL
FY 2011/12	0	0	0	10	4	0	14
FY 2012/13	0	0	0	13	3	0	16
FY 2013/14	0	0	0	9	2	0	11
FY 2014/15	2	0	3	7	0	1	13
FY 2015/16	2	0	2	2	3	2	11
TOTAL	4	0	5	41	12	3	65

NOTES: ARB conducts its environmental analysis under its regulatory program certified by the Secretary of Natural Resources Agency (California Code of Regulations, title 14, section 15251, subdivision (d); California Code of Regulations, title 17, sections 60000-60008). The following is filled out to identify exemptions used and substitute documents that are the equivalent to a negative declaration or EIR under ARB's certified program. The filing date of the Notice of Decision (NOD) or Notice of Exemption (NOE) was used to determine the fiscal year for each project.

Joint EIR/NEPA Documents					
Fiscal Year	EIR NEPA: N/A*	EIR + NEPA Categorical Exclusion	Joint EIR/Environmental Assessment (EA)	Joint EIR/Environmental Impact Statement	TOTAL
FY 2011/12					0
FY 2012/13					0
FY 2013/14					0
FY 2014/15					0
FY 2015/16					0
TOTAL	0	0	0	0	0

*N/A connotes that NEPA did not apply to a project because there was no federal action.

NOTES:

		Litigation		
		Fiscal Year	Number of CEQA Cases Filed	
		FY 2011/12	0	
		FY 2012/13	0	
		FY 2013/14	2	
		FY 2014/15	0	
		FY 2015/16	1	
		TOTAL	3	

NOTES: The following reflect the cases filed against ARB in those fiscal years listed. In addition, ARB had to continue to defend two cases filed earlier than FY 2011/12 through the appeal process. One case was resolved in 2012 and the other in 2013.

DEPARTMENT OF PESTICIDE REGULATION

State Agency CEQA Documents					
Fiscal Year	Categorical Exemption	Statutory Exemption	Negative Declaration/Mitigated Negative Declaration	Environmental Impact Report (EIR)	TOTAL
FY 2011/12					0
FY 2012/13					0
FY 2013/14					0
FY 2014/15					0
FY 2015/16					0
TOTAL	0	0	0	0	0
<p>NOTES: Refer to next page for additional notes/information.</p>					

Joint EIR/NEPA Documents					
Fiscal Year	EIR NEPA: N/A*	EIR + NEPA Categorical Exclusion	Joint EIR/Environmental Assessment (EA)	Joint EIR/Environmental Impact Statement	TOTAL
FY 2011/12					0
FY 2012/13					0
FY 2013/14					0
FY 2014/15					0
FY 2015/16					0
TOTAL	0	0	0	0	0
<p>*N/A connotes that NEPA did not apply to a project because there was no federal action.</p>					
<p>NOTES: DPR did not prepare any joint EIR/NEPA documents.</p>					

	Litigation		
	Fiscal Year	Number of CEQA Cases Filed	
	FY 2011/12	0	
	FY 2012/13	0	
	FY 2013/14	1	
	FY 2014/15	0	
	FY 2015/16	0	
	TOTAL	1	
<p>NOTES: There has been one case claiming failure to comply with CEQA under DPR's certified regulatory program. DPR prevailed at the trial court level and the case is still on appeal.</p>			

DEPARTMENT OF PESTICIDE REGULATION

State Agency CEQA Documents				
	Fiscal Year	Decision to Deny Registration of Pesticide Product	Decision to Register a Pesticide Product	TOTAL
	FY 2011/12	40	476	516
	FY 2012/13	47	550	597
	FY 2013/14	47	462	509
	FY 2014/15	65	408	473
	FY 2015/16	48	439	487
	TOTAL	247	2335	2582

NOTES: DPR conducts its environmental analysis under its regulatory program certified by the Secretary of the Natural Resources Agency as the functional equivalent of an EIR or negative declaration. (Public Resources Code Section 21080.5, and CEQA Guidelines, California Code of Regulations, Title 14, Section 15251, Subdivision (i); Food & Agricultural Code Sections 12824, 12825, 12826; California Code of Regulations, Title 3, Sections 6000 et seq.). As such, the categories in the provided format do not apply. A separate chart was prepared to identify the number of pesticide registration decisions made by DPR in compliance with its governing statutes and regulations certified as the functional equivalent of an EIR or negative declaration under CEQA.

DEPARTMENT OF RESOURCES RECYCLING & RECOVERY

State Agency CEQA Documents					
Fiscal Year	Categorical Exemption	Statutory Exemption	Negative Declaration/Mitigated Negative Declaration	Environmental Impact Report (EIR)	TOTAL
FY 2011/12	24	0	2	0	26
FY 2012/13	17	0	4	1	22
FY 2013/14	24	0	3	0	27
FY 2014/15	11	0	0	0	11
FY 2015/16	20	0	2	0	22
TOTAL	96	0	11	1	108
NOTES:					

Joint EIR/NEPA Documents					
Fiscal Year	EIR NEPA: N/A*	EIR + NEPA Categorical Exclusion	Joint EIR/Environmental Assessment (EA)	Joint EIR/Environmental Impact Statement	TOTAL
FY 2011/12	0	0	0	0	0
FY 2012/13	1	0	0	0	1
FY 2013/14	0	0	0	0	0
FY 2014/15	0	0	0	0	0
FY 2015/16	0	0	0	0	0
TOTAL	1	0	0	0	1
*N/A connotes that NEPA did not apply to a project because there was no federal action.					
NOTES:					

	Litigation		
	Fiscal Year	Number of CEQA Cases Filed	
	FY 2011/12		
	FY 2012/13		
	FY 2013/14		
	FY 2014/15		
	FY 2015/16		
	TOTAL	0	
NOTES:			

DEPARTMENT OF TOXIC SUBSTANCES CONTROL

State Agency CEQA Documents					
Fiscal Year	Categorical Exemption	Statutory Exemption	Negative Declaration/Mitigated Negative Declaration	Environmental Impact Report (EIR)	TOTAL
FY 2011/12	64	0	16 / 1	0	81
FY 2012/13	62	0	21 / 1	0	84
FY 2013/14	81	0	14 / 2	2	99
FY 2014/15	88	0	24 / 1	7	120
FY 2015/16	93	0	15 / 1	6	115
TOTAL	388	0	90 / 6	15	499
NOTES:					

Joint EIR/NEPA Documents					
Fiscal Year	EIR NEPA: N/A*	EIR + NEPA Categorical Exclusion	Joint EIR/Environmental Assessment (EA)	Joint EIR/Environmental Impact Statement	TOTAL
FY 2011/12	0	0	0	0	0
FY 2012/13	0	0	0	0	0
FY 2013/14	1	0	0	1	2
FY 2014/15	6	0	0	1	7
FY 2015/16	6	0	0	0	6
TOTAL	13	0	0	2	15
*N/A connotes that NEPA did not apply to a project because there was no federal action.					
NOTES:					

	Litigation		
	Fiscal Year	Number of CEQA Cases Filed	
	FY 2011/12	2	
	FY 2012/13	1	
	FY 2013/14	0	
	FY 2014/15	0	
	FY 2015/16	2	
	TOTAL	5	
NOTES:			

OFFICE OF ENVIRONMENTAL HEALTH HAZARD ASSESSMENT

State Agency CEQA Documents					
Fiscal Year	Categorical Exemption	Statutory Exemption	Negative Declaration/Mitigated Negative Declaration	Environmental Impact Report (EIR)	TOTAL
FY 2011/12					0
FY 2012/13					0
FY 2013/14					0
FY 2014/15					0
FY 2015/16					0
TOTAL	0	0	0	0	0

NOTES: OEHHA does not act as a CEQA lead and therefore would have nothing to report for the questionnaire...DPR, ARB, and the SWRCB all have certified regulatory programs which means they prepare function equivalent documents instead of EIRs.

Joint EIR/NEPA Documents					
Fiscal Year	EIR NEPA: N/A*	EIR + NEPA Categorical Exclusion	Joint EIR/Environmental Assessment (EA)	Joint EIR/Environmental Impact Statement	TOTAL
FY 2011/12					0
FY 2012/13					0
FY 2013/14					0
FY 2014/15					0
FY 2015/16					0
TOTAL	0	0	0	0	0

*N/A connotes that NEPA did not apply to a project because there was no federal action.

NOTES:

	Litigation	
	Fiscal Year	Number of CEQA Cases Filed
	FY 2011/12	
	FY 2012/13	
	FY 2013/14	
	FY 2014/15	
	FY 2015/16	
	TOTAL	0

NOTES:

STATE WATER RESOURCES CONTROL BOARD
(CUMULATIVE DATA OF DIVISIONS WITHIN THE AGENCY, PAGES 37-40)

State Agency CEQA Documents						
Fiscal Year	Categorical Exemption	Statutory Exemption	Negative Declaration/Mitigated Negative Declaration	Environmental Impact Report (EIR)	Substitute Environmental Document (SED)	TOTAL
FY 2011/12	25	6	6	0	3	40
FY 2012/13	36	3	15	0	5	59
FY 2013/14	18	31	2	1	2	54
FY 2014/15	106	36	18	0	2	162
FY 2015/16	130	33	13	2	0	178
TOTAL	315	109	54	3	12	493

NOTES: Please note that an additional column has been added for substitute environmental documents prepared for the Water Boards certified regulatory programs. These can neither be classified as negative declarations nor environmental impact reports. For those interested, the increases the last two years are associated with special drought funding projects.

Joint EIR/NEPA Documents					
Fiscal Year	EIR NEPA: N/A*	EIR + NEPA Categorical Exclusion	Joint EIR/Environmental Assessment (EA)	Joint EIR/Environmental Impact Statement	TOTAL
FY 2011/12					0
FY 2012/13					0
FY 2013/14					0
FY 2014/15					0
FY 2015/16					0
TOTAL	0	0	0	0	0

*N/A connotes that NEPA did not apply to a project because there was no federal action.

NOTES: The Water Boards did not prepare any joint documents during the relevant time period.

	Litigation	
	Fiscal Year	Number of CEQA Cases Filed
	FY 2011/12	3
	FY 2012/13	3
	FY 2013/14	2
	FY 2014/15	3
	FY 2015/16	1
	TOTAL	12

NOTES:

STATE WATER RESOURCES CONTROL BOARD DIVISION OF WATER QUALITY

State Agency CEQA Documents						
Fiscal Year	Categorical Exemption	Statutory Exemption	Negative Declaration/Mitigated Negative Declaration	Environmental Impact Report (EIR)	Substitute Environmental Document (SED)	TOTAL
FY 2011/12	1	0	0	0	3	4
FY 2012/13	1	0	2	0	5	8
FY 2013/14	0	2	1	0	1	4
FY 2014/15	0	3	4	0	2	9
FY 2015/16	0	2	2	1	0	5
TOTAL	2	7	9	1	11	30
NOTES:						

Joint EIR/NEPA Documents					
Fiscal Year	EIR NEPA: N/A*	EIR + NEPA Categorical Exclusion	Joint EIR/Environmental Assessment (EA)	Joint EIR/Environmental Impact Statement	TOTAL
FY 2011/12					0
FY 2012/13					0
FY 2013/14					0
FY 2014/15					0
FY 2015/16					0
TOTAL	0	0	0	0	0
*N/A connotes that NEPA did not apply to a project because there was no federal action.					
NOTES:					

Litigation		
	Fiscal Year	Number of CEQA Cases Filed
	FY 2011/12	
	FY 2012/13	
	FY 2013/14	
	FY 2014/15	
	FY 2015/16	
	TOTAL	0
NOTES:		

STATE WATER RESOURCES CONTROL BOARD DIVISION OF DRINKING WATER

State Agency CEQA Documents						
Fiscal Year	Categorical Exemption	Statutory Exemption	Negative Declaration/Mitigated Negative Declaration	Environmental Impact Report (EIR)	Substitute Environmental Document (SED)	TOTAL
FY 2011/12	0	0	0	0	0	0
FY 2012/13	0	0	0	0	0	0
FY 2013/14	0	0	0	0	0	0
FY 2014/15	82	0	4	0	0	86
FY 2015/16	102	0	6	0	0	108
TOTAL	184	0	10	0	0	194
NOTES:						

Joint EIR/NEPA Documents					
Fiscal Year	EIR NEPA: N/A*	EIR + NEPA Categorical Exclusion	Joint EIR/Environmental Assessment (EA)	Joint EIR/Environmental Impact Statement	TOTAL
FY 2011/12					0
FY 2012/13					0
FY 2013/14					0
FY 2014/15					0
FY 2015/16					0
TOTAL	0	0	0	0	0
*N/A connotes that NEPA did not apply to a project because there was no federal action.					
NOTES:					

Litigation		
	Fiscal Year	Number of CEQA Cases Filed
	FY 2011/12	
	FY 2012/13	
	FY 2013/14	
	FY 2014/15	
	FY 2015/16	
	TOTAL	0
NOTES:		

STATE WATER RESOURCES CONTROL BOARD DIVISION OF WATER RIGHTS

State Agency CEQA Documents						
Fiscal Year	Categorical Exemption	Statutory Exemption	Negative Declaration/Mitigated Negative Declaration	Environmental Impact Report (EIR)	Substitute Environmental Document (SED)	TOTAL
FY 2011/12	21	5	6	0	0	32
FY 2012/13	26	3	13	0	0	42
FY 2013/14	14	29	1	1	1	46
FY 2014/15	6	17	3	0	0	26
FY 2015/16	9	13	0	1	0	23
TOTAL	76	67	23	2	1	169
NOTES:						

Joint EIR/NEPA Documents					
Fiscal Year	EIR NEPA: N/A*	EIR + NEPA Categorical Exclusion	Joint EIR/Environmental Assessment (EA)	Joint EIR/Environmental Impact Statement	TOTAL
FY 2011/12					0
FY 2012/13					0
FY 2013/14					0
FY 2014/15					0
FY 2015/16					0
TOTAL	0	0	0	0	0
*N/A connotes that NEPA did not apply to a project because there was no federal action.					
NOTES:					

Litigation		
	Fiscal Year	Number of CEQA Cases Filed
	FY 2011/12	
	FY 2012/13	
	FY 2013/14	
	FY 2014/15	
	FY 2015/16	
	TOTAL	0
NOTES:		

STATE WATER RESOURCES CONTROL BOARD DIVISION OF FINANCIAL ASSISTANCE

State Agency CEQA Documents						
Fiscal Year	Categorical Exemption	Statutory Exemption	Negative Declaration/Mitigated Negative Declaration	Environmental Impact Report (EIR)	Substitute Environmental Document (SED)	TOTAL
FY 2011/12	3	1	0	0	0	4
FY 2012/13	9	0	0	0	0	9
FY 2013/14	4	0	0	0	0	4
FY 2014/15	18	16	7	0	0	41
FY 2015/16	19	18	5	0	0	42
TOTAL	53	35	12	0	0	100
NOTES:						

Joint EIR/NEPA Documents					
Fiscal Year	EIR NEPA: N/A*	EIR + NEPA Categorical Exclusion	Joint EIR/Environmental Assessment (EA)	Joint EIR/Environmental Impact Statement	TOTAL
FY 2011/12					0
FY 2012/13					0
FY 2013/14					0
FY 2014/15					0
FY 2015/16					0
TOTAL	0	0	0	0	0
*N/A connotes that NEPA did not apply to a project because there was no federal action.					
NOTES:					

	Litigation	
	Fiscal Year	Number of CEQA Cases Filed
	FY 2011/12	
	FY 2012/13	
	FY 2013/14	
	FY 2014/15	
	FY 2015/16	
	TOTAL	0
NOTES:		

REGIONAL WATER QUALITY CONTROL BOARDS

(PAGES 42-50)

REGION 1: NORTH COAST

- Counties of Del Norte, Glenn, Humboldt, Lake, Marin, Mendocino, Modoc, Siskiyou, Sonoma, and Trinity.

REGION 2: SAN FRANCISCO BAY

- Counties of Alameda, Contra Costa, San Francisco, Santa Clara (north of Morgan Hill), San Mateo, Marin, Sonoma, Napa, and Solano.

REGION 3: CENTRAL COAST

- Counties of Santa Clara (south of Morgan Hill), San Mateo (southern portion), Santa Cruz, San Benito, Monterey, Kern (small portions), San Luis Obispo, Santa Barbara, and Ventura (northern portion).

REGION 4: LOS ANGELES

- Counties of Los Angeles and Ventura; and small portions of the counties of Kern and Santa Barbara.

REGION 5: CENTRAL VALLEY

- Counties of Modoc, Shasta, Lassen, Plumas, Butte, Glen, Colusa, Lake, Sutter, Yuba, Sierra, Nevada, Placer, Yolo, Napa (northeast), Solano (west), Sacramento, El Dorado, Amador, Calaveras, San Joaquin, Contra Costa (east), Stanislaus, Tuolumne, Merced, Mariposa, Madera, Kings, Fresno, Tulare, and Kern; and small portions of the counties of San Benito and San Luis Obispo.

REGION 6: LAHONTAN

- Counties of Modoc (east), Lassen (east and Eagle Lake), Sierra, Nevada, Placer, El Dorado, Alpine, Mono, Inyo, Kern (east), San Bernardino, and Los Angeles (northeast corner).

REGION 7: COLORADO RIVER BASIN

- Counties of Imperial, San Bernardino, Riverside, and San Diego.

REGION 8: SANTA ANA

- Counties of Orange, Riverside, and San Bernardino.

REGION 9: SAN DIEGO

- Counties of San Diego, Imperial, and Riverside.

NORTH COAST REGIONAL WATER QUALITY CONTROL BOARD

State Agency CEQA Documents						
Fiscal Year	Categorical Exemption	Statutory Exemption	Negative Declaration/Mitigated Negative Declaration	Environmental Impact Report (EIR)	Substitute Environmental Document (SED)	TOTAL
FY 2011/12	21	5	1	0	0	27
FY 2012/13	29	0	0	0	0	29
FY 2013/14	26	0	0	0	1	27
FY 2014/15	30	0	1	0	1	32
FY 2015/16	31	0	2	0	0	33
TOTAL	137	5	4	0	2	148
NOTES:						

Joint EIR/NEPA Documents					
Fiscal Year	EIR NEPA: N/A*	EIR + NEPA Categorical Exclusion	Joint EIR/Environmental Assessment (EA)	Joint EIR/Environmental Impact Statement	TOTAL
FY 2011/12					0
FY 2012/13					0
FY 2013/14					0
FY 2014/15					0
FY 2015/16					0
TOTAL	0	0	0	0	0
*N/A connotes that NEPA did not apply to a project because there was no federal action.					
NOTES:					

	Litigation		
	Fiscal Year	Number of CEQA Cases Filed	
	FY 2011/12		
	FY 2012/13		
	FY 2013/14		
	FY 2014/15		
	FY 2015/16		
	TOTAL	0	
NOTES:			

SAN FRANCISCO BAY REGIONAL WATER QUALITY CONTROL BOARD

State Agency CEQA Documents						
Fiscal Year	Categorical Exemption	Statutory Exemption	Negative Declaration/Mitigated Negative Declaration	Environmental Impact Report (EIR)	Substitute Environmental Document (SED)	TOTAL
FY 2011/12	14	9	2	0	0	25
FY 2012/13	10	14	0	0	1	25
FY 2013/14	16	10	4	0	0	30
FY 2014/15	14	9	0	1	1	25
FY 2015/16	12	16	3	0	2	33
TOTAL	66	58	9	1	4	138
NOTES:						

Joint EIR/NEPA Documents					
Fiscal Year	EIR NEPA: N/A*	EIR + NEPA Categorical Exclusion	Joint EIR/Environmental Assessment (EA)	Joint EIR/Environmental Impact Statement	TOTAL
FY 2011/12					0
FY 2012/13					0
FY 2013/14					0
FY 2014/15					0
FY 2015/16					0
TOTAL	0	0	0	0	0
*N/A connotes that NEPA did not apply to a project because there was no federal action.					
NOTES:					

	Litigation		
	Fiscal Year	Number of CEQA Cases Filed	
	FY 2011/12		
	FY 2012/13		
	FY 2013/14		
	FY 2014/15		
	FY 2015/16		
	TOTAL	0	
NOTES:			

CENTRAL COAST REGIONAL WATER QUALITY CONTROL BOARD

State Agency CEQA Documents						
Fiscal Year	Categorical Exemption	Statutory Exemption	Negative Declaration/Mitigated Negative Declaration	Environmental Impact Report (EIR)	Substitute Environmental Document (SED)	TOTAL
FY 2011/12	1	0	3	0	2	6
FY 2012/13	3	0	0	0	2	5
FY 2013/14	2	0	0	0	1	3
FY 2014/15	3	1	1	0	0	5
FY 2015/16	3	2	0	0	0	5
TOTAL	12	3	4	0	5	24
NOTES:						

Joint EIR/NEPA Documents					
Fiscal Year	EIR NEPA: N/A*	EIR + NEPA Categorical Exclusion	Joint EIR/Environmental Assessment (EA)	Joint EIR/Environmental Impact Statement	TOTAL
FY 2011/12					0
FY 2012/13					0
FY 2013/14					0
FY 2014/15					0
FY 2015/16					0
TOTAL	0	0	0	0	0
*N/A connotes that NEPA did not apply to a project because there was no federal action.					
NOTES:					

Litigation		
	Fiscal Year	Number of CEQA Cases Filed
	FY 2011/12	
	FY 2012/13	
	FY 2013/14	
	FY 2014/15	
	FY 2015/16	
	TOTAL	0
NOTES:		

LOS ANGELES REGIONAL WATER QUALITY CONTROL BOARD

State Agency CEQA Documents						
Fiscal Year	Categorical Exemption	Statutory Exemption	Negative Declaration/Mitigated Negative Declaration	Environmental Impact Report (EIR)	Substitute Environmental Document (SED)	TOTAL
FY 2011/12	1	0	2	0	0	3
FY 2012/13	2	0	1	0	2	5
FY 2013/14	1	0	2	0	2	5
FY 2014/15	3	0	0	0	2	5
FY 2015/16	1	0	5	1	1	8
TOTAL	8	0	10	1	7	26
NOTES:						

Joint EIR/NEPA Documents					
Fiscal Year	EIR NEPA: N/A*	EIR + NEPA Categorical Exclusion	Joint EIR/Environmental Assessment (EA)	Joint EIR/Environmental Impact Statement	TOTAL
FY 2011/12					0
FY 2012/13					0
FY 2013/14					0
FY 2014/15					0
FY 2015/16					0
TOTAL	0	0	0	0	0
*N/A connotes that NEPA did not apply to a project because there was no federal action.					
NOTES:					

	Litigation	
	Fiscal Year	Number of CEQA Cases Filed
	FY 2011/12	
	FY 2012/13	
	FY 2013/14	
	FY 2014/15	
	FY 2015/16	
	TOTAL	0
NOTES:		

CENTRAL VALLEY REGIONAL WATER QUALITY CONTROL BOARD

State Agency CEQA Documents						
Fiscal Year	Categorical Exemption	Statutory Exemption	Negative Declaration/Mitigated Negative Declaration	Environmental Impact Report (EIR)	Substitute Environmental Document (SED)	TOTAL
FY 2011/12	189	39	6	0	0	234
FY 2012/13	166	40	4	1	0	211
FY 2013/14	149	64	3	0	4	220
FY 2014/15	125	62	3	1	0	191
FY 2015/16	168	33	1	3	1	206
TOTAL	797	238	17	5	5	1062
NOTES:						

Joint EIR/NEPA Documents					
Fiscal Year	EIR NEPA: N/A*	EIR + NEPA Categorical Exclusion	Joint EIR/Environmental Assessment (EA)	Joint EIR/Environmental Impact Statement	TOTAL
FY 2011/12					0
FY 2012/13					0
FY 2013/14					0
FY 2014/15					0
FY 2015/16					0
TOTAL	0	0	0	0	0
*N/A connotes that NEPA did not apply to a project because there was no federal action.					
NOTES:					

	Litigation	
	Fiscal Year	Number of CEQA Cases Filed
	FY 2011/12	
	FY 2012/13	
	FY 2013/14	
	FY 2014/15	
	FY 2015/16	
	TOTAL	0
NOTES:		

LAHONTAN REGIONAL WATER QUALITY CONTROL BOARD

State Agency CEQA Documents						
Fiscal Year	Categorical Exemption	Statutory Exemption	Negative Declaration/Mitigated Negative Declaration	Environmental Impact Report (EIR)	Substitute Environmental Document (SED)	TOTAL
FY 2011/12	36	0	4	0	1	41
FY 2012/13	42	0	3	0	0	45
FY 2013/14	39	0	0	0	1	40
FY 2014/15	44	0	1	0	1	46
FY 2015/16	38	0	1	0	0	39
TOTAL	199	0	9	0	3	211
NOTES:						

Joint EIR/NEPA Documents					
Fiscal Year	EIR NEPA: N/A*	EIR + NEPA Categorical Exclusion	Joint EIR/Environmental Assessment (EA)	Joint EIR/Environmental Impact Statement	TOTAL
FY 2011/12					0
FY 2012/13					0
FY 2013/14					0
FY 2014/15					0
FY 2015/16					0
TOTAL	0	0	0	0	0
*N/A connotes that NEPA did not apply to a project because there was no federal action.					
NOTES:					

	Litigation		
	Fiscal Year	Number of CEQA Cases Filed	
	FY 2011/12		
	FY 2012/13		
	FY 2013/14		
	FY 2014/15		
	FY 2015/16		
	TOTAL	0	
NOTES:			

COLORADO RIVER BASIN REGIONAL WATER QUALITY CONTROL BOARD

State Agency CEQA Documents						
Fiscal Year	Categorical Exemption	Statutory Exemption	Negative Declaration/Mitigated Negative Declaration	Environmental Impact Report (EIR)	Substitute Environmental Document (SED)	TOTAL
FY 2011/12	17	0	1	0	2	20
FY 2012/13	6	2	2	0	0	10
FY 2013/14	1	1	1	0	0	3
FY 2014/15	2	0	1	0	0	3
FY 2015/16	2	0	1	0	1	4
TOTAL	28	3	6	0	3	40
NOTES:						

Joint EIR/NEPA Documents					
Fiscal Year	EIR NEPA: N/A*	EIR + NEPA Categorical Exclusion	Joint EIR/Environmental Assessment (EA)	Joint EIR/Environmental Impact Statement	TOTAL
FY 2011/12					0
FY 2012/13					0
FY 2013/14					0
FY 2014/15					0
FY 2015/16					0
TOTAL	0	0	0	0	0
*N/A connotes that NEPA did not apply to a project because there was no federal action.					
NOTES:					

Litigation		
	Fiscal Year	Number of CEQA Cases Filed
	FY 2011/12	
	FY 2012/13	
	FY 2013/14	
	FY 2014/15	
	FY 2015/16	
	TOTAL	0
NOTES:		

SANTA ANA REGIONAL WATER QUALITY CONTROL BOARD

State Agency CEQA Documents						
Fiscal Year	Categorical Exemption	Statutory Exemption	Negative Declaration/Mitigated Negative Declaration	Environmental Impact Report (EIR)	Substitute Environmental Document (SED)	TOTAL
FY 2011/12	21	0	0	0	2	23
FY 2012/13	18	0	0	0	0	18
FY 2013/14	15	0	0	0	1	16
FY 2014/15	9	1	1	0	0	11
FY 2015/16	21	0	0	1	0	22
TOTAL	84	1	1	1	3	90
NOTES:						

Joint EIR/NEPA Documents					
Fiscal Year	EIR NEPA: N/A*	EIR + NEPA Categorical Exclusion	Joint EIR/Environmental Assessment (EA)	Joint EIR/Environmental Impact Statement	TOTAL
FY 2011/12					0
FY 2012/13					0
FY 2013/14					0
FY 2014/15					0
FY 2015/16					0
TOTAL	0	0	0	0	0
*N/A connotes that NEPA did not apply to a project because there was no federal action.					
NOTES:					

	Litigation	
	Fiscal Year	Number of CEQA Cases Filed
	FY 2011/12	
	FY 2012/13	
	FY 2013/14	
	FY 2014/15	
	FY 2015/16	
	TOTAL	0
NOTES:		

SAN DIEGO REGIONAL WATER QUALITY CONTROL BOARD

State Agency CEQA Documents						
Fiscal Year	Categorical Exemption	Statutory Exemption	Negative Declaration/Mitigated Negative Declaration	Environmental Impact Report (EIR)	Substitute Environmental Document (SED)	TOTAL
FY 2011/12	3	9	0	1	1	14
FY 2012/13	2	4	1	0	0	7
FY 2013/14	4	7	1	1	0	13
FY 2014/15	6	9	0	1	1	17
FY 2015/16	19	4	1	0	0	24
TOTAL	34	33	3	3	2	75
NOTES:						

Joint EIR/NEPA Documents					
Fiscal Year	EIR NEPA: N/A*	EIR + NEPA Categorical Exclusion	Joint EIR/Environmental Assessment (EA)	Joint EIR/Environmental Impact Statement	TOTAL
FY 2011/12					0
FY 2012/13					0
FY 2013/14					0
FY 2014/15					0
FY 2015/16					0
TOTAL	0	0	0	0	0
*N/A connotes that NEPA did not apply to a project because there was no federal action.					
NOTES:					

	Litigation		
	Fiscal Year	Number of CEQA Cases Filed	
	FY 2011/12		
	FY 2012/13		
	FY 2013/14		
	FY 2014/15		
	FY 2015/16		
	TOTAL	0	
NOTES:			

CALIFORNIA HEALTH & HUMAN SERVICES AGENCY

State Agency CEQA Documents					
Fiscal Year	Categorical Exemption	Statutory Exemption	Negative Declaration/Mitigated Negative Declaration	Environmental Impact Report (EIR)	TOTAL
FY 2011/12					0
FY 2012/13					0
FY 2013/14					0
FY 2014/15					0
FY 2015/16					0
TOTAL	0	0	0	0	0
NOTES:					

Joint EIR/NEPA Documents					
Fiscal Year	EIR NEPA: N/A*	EIR + NEPA Categorical Exclusion	Joint EIR/Environmental Assessment (EA)	Joint EIR/Environmental Impact Statement	TOTAL
FY 2011/12					0
FY 2012/13					0
FY 2013/14					0
FY 2014/15					0
FY 2015/16					0
TOTAL	0	0	0	0	0
*N/A connotes that NEPA did not apply to a project because there was no federal action.					
NOTES:					

	Litigation		
	Fiscal Year	Number of CEQA Cases Filed	
	FY 2011/12		
	FY 2012/13		
	FY 2013/14		
	FY 2014/15		
	FY 2015/16		
	TOTAL	0	
NOTES:			

DEPARTMENT OF AGING

State Agency CEQA Documents					
Fiscal Year	Categorical Exemption	Statutory Exemption	Negative Declaration/Mitigated Negative Declaration	Environmental Impact Report (EIR)	TOTAL
FY 2011/12					0
FY 2012/13					0
FY 2013/14					0
FY 2014/15					0
FY 2015/16					0
TOTAL	0	0	0	0	0
NOTES: This would not apply to the California Department of Aging.					

Joint EIR/NEPA Documents					
Fiscal Year	EIR NEPA: N/A*	EIR + NEPA Categorical Exclusion	Joint EIR/Environmental Assessment (EA)	Joint EIR/Environmental Impact Statement	TOTAL
FY 2011/12					0
FY 2012/13					0
FY 2013/14					0
FY 2014/15					0
FY 2015/16					0
TOTAL	0	0	0	0	0
*N/A connotes that NEPA did not apply to a project because there was no federal action.					
NOTES:					

	Litigation		
	Fiscal Year	Number of CEQA Cases Filed	
	FY 2011/12		
	FY 2012/13		
	FY 2013/14		
	FY 2014/15		
	FY 2015/16		
	TOTAL	0	
NOTES:			

DEPARTMENT OF COMMUNITY SERVICES & DEVELOPMENT

State Agency CEQA Documents					
Fiscal Year	Categorical Exemption	Statutory Exemption	Negative Declaration/Mitigated Negative Declaration	Environmental Impact Report (EIR)	TOTAL
FY 2011/12					0
FY 2012/13					0
FY 2013/14					0
FY 2014/15					0
FY 2015/16					0
TOTAL	0	0	0	0	0
NOTES:					

Joint EIR/NEPA Documents					
Fiscal Year	EIR NEPA: N/A*	EIR + NEPA Categorical Exclusion	Joint EIR/Environmental Assessment (EA)	Joint EIR/Environmental Impact Statement	TOTAL
FY 2011/12					0
FY 2012/13					0
FY 2013/14					0
FY 2014/15					0
FY 2015/16					0
TOTAL	0	0	0	0	0
*N/A connotes that NEPA did not apply to a project because there was no federal action.					
NOTES:					

	Litigation		
	Fiscal Year	Number of CEQA Cases Filed	
	FY 2011/12		
	FY 2012/13		
	FY 2013/14		
	FY 2014/15		
	FY 2015/16		
	TOTAL	0	
NOTES:			

DEPARTMENT OF CHILD SUPPORT SERVICES

State Agency CEQA Documents					
Fiscal Year	Categorical Exemption	Statutory Exemption	Negative Declaration/Mitigated Negative Declaration	Environmental Impact Report (EIR)	TOTAL
FY 2011/12					0
FY 2012/13					0
FY 2013/14					0
FY 2014/15					0
FY 2015/16					0
TOTAL	0	0	0	0	0
NOTES:					

Joint EIR/NEPA Documents					
Fiscal Year	EIR NEPA: N/A*	EIR + NEPA Categorical Exclusion	Joint EIR/Environmental Assessment (EA)	Joint EIR/Environmental Impact Statement	TOTAL
FY 2011/12					0
FY 2012/13					0
FY 2013/14					0
FY 2014/15					0
FY 2015/16					0
TOTAL	0	0	0	0	0
*N/A connotes that NEPA did not apply to a project because there was no federal action.					
NOTES:					

	Litigation		
	Fiscal Year	Number of CEQA Cases Filed	
	FY 2011/12		
	FY 2012/13		
	FY 2013/14		
	FY 2014/15		
	FY 2015/16		
	TOTAL	0	
NOTES:			

DEPARTMENT OF DEVELOPMENTAL SERVICES

State Agency CEQA Documents					
Fiscal Year	Categorical Exemption	Statutory Exemption	Negative Declaration/Mitigated Negative Declaration	Environmental Impact Report (EIR)	TOTAL
FY 2011/12	4	0	0	0	4
FY 2012/13	1	0	0	0	1
FY 2013/14	0	0	1	0	1
FY 2014/15	2	0	0	0	2
FY 2015/16	1	0	0	0	1
TOTAL	8	0	1	0	9
NOTES:					

Joint EIR/NEPA Documents					
Fiscal Year	EIR NEPA: N/A*	EIR + NEPA Categorical Exclusion	Joint EIR/Environmental Assessment (EA)	Joint EIR/Environmental Impact Statement	TOTAL
FY 2011/12	0	1	0	0	1
FY 2012/13	0	0	0	0	0
FY 2013/14	0	0	0	0	0
FY 2014/15	0	0	0	0	0
FY 2015/16	0	0	0	0	0
TOTAL	0	1	0	0	1
*N/A connotes that NEPA did not apply to a project because there was no federal action.					
NOTES:					

	Litigation		
	Fiscal Year	Number of CEQA Cases Filed	
	FY 2011/12		
	FY 2012/13		
	FY 2013/14		
	FY 2014/15		
	FY 2015/16		
	TOTAL	0	
NOTES:			

DEPARTMENT OF HEALTH CARE SERVICES

State Agency CEQA Documents					
Fiscal Year	Categorical Exemption	Statutory Exemption	Negative Declaration/Mitigated Negative Declaration	Environmental Impact Report (EIR)	TOTAL
FY 2011/12					0
FY 2012/13					0
FY 2013/14					0
FY 2014/15					0
FY 2015/16					0
TOTAL	0	0	0	0	0
NOTES:					

Joint EIR/NEPA Documents					
Fiscal Year	EIR NEPA: N/A*	EIR + NEPA Categorical Exclusion	Joint EIR/Environmental Assessment (EA)	Joint EIR/Environmental Impact Statement	TOTAL
FY 2011/12					0
FY 2012/13					0
FY 2013/14					0
FY 2014/15					0
FY 2015/16					0
TOTAL	0	0	0	0	0
*N/A connotes that NEPA did not apply to a project because there was no federal action.					
NOTES:					

	Litigation		
	Fiscal Year	Number of CEQA Cases Filed	
	FY 2011/12		
	FY 2012/13		
	FY 2013/14		
	FY 2014/15		
	FY 2015/16		
	TOTAL	0	
NOTES:			

DEPARTMENT OF MANAGED HEALTH CARE

State Agency CEQA Documents					
Fiscal Year	Categorical Exemption	Statutory Exemption	Negative Declaration/Mitigated Negative Declaration	Environmental Impact Report (EIR)	TOTAL
FY 2011/12					0
FY 2012/13					0
FY 2013/14					0
FY 2014/15					0
FY 2015/16					0
TOTAL	0	0	0	0	0
NOTES:					

Joint EIR/NEPA Documents					
Fiscal Year	EIR NEPA: N/A*	EIR + NEPA Categorical Exclusion	Joint EIR/Environmental Assessment (EA)	Joint EIR/Environmental Impact Statement	TOTAL
FY 2011/12					0
FY 2012/13					0
FY 2013/14					0
FY 2014/15					0
FY 2015/16					0
TOTAL	0	0	0	0	0
*N/A connotes that NEPA did not apply to a project because there was no federal action.					
NOTES:					

	Litigation		
	Fiscal Year	Number of CEQA Cases Filed	
	FY 2011/12		
	FY 2012/13		
	FY 2013/14		
	FY 2014/15		
	FY 2015/16		
	TOTAL	0	
NOTES:			

DEPARTMENT OF PUBLIC HEALTH

State Agency CEQA Documents					
Fiscal Year	Categorical Exemption	Statutory Exemption	Negative Declaration/Mitigated Negative Declaration	Environmental Impact Report (EIR)	TOTAL
FY 2011/12					0
FY 2012/13					0
FY 2013/14					0
FY 2014/15					0
FY 2015/16					0
TOTAL	0	0	0	0	0
NOTES:					

Joint EIR/NEPA Documents					
Fiscal Year	EIR NEPA: N/A*	EIR + NEPA Categorical Exclusion	Joint EIR/Environmental Assessment (EA)	Joint EIR/Environmental Impact Statement	TOTAL
FY 2011/12					0
FY 2012/13					0
FY 2013/14					0
FY 2014/15					0
FY 2015/16					0
TOTAL	0	0	0	0	0
*N/A connotes that NEPA did not apply to a project because there was no federal action.					
NOTES:					

	Litigation		
	Fiscal Year	Number of CEQA Cases Filed	
	FY 2011/12	0	
	FY 2012/13	0	
	FY 2013/14	1	
	FY 2014/15	0	
	FY 2015/16	0	
	TOTAL	1	
NOTES:			

DEPARTMENT OF REHABILITATION

State Agency CEQA Documents					
Fiscal Year	Categorical Exemption	Statutory Exemption	Negative Declaration/Mitigated Negative Declaration	Environmental Impact Report (EIR)	TOTAL
FY 2011/12	1	0	0	0	1
FY 2012/13	6	0	0	0	6
FY 2013/14	2	0	0	0	2
FY 2014/15	3	0	0	0	3
FY 2015/16	3	0	0	0	3
TOTAL	15	0	0	0	15

NOTES: The numbers reflect the CEQA documents filed by the Department of Rehabilitation. However, in reviewing past projects, DOR identified additional projects that we now realize needed analysis that was not conducted, even to determine if an exemption applied. We will reach out to DGS for technical assistance to establish internal controls to ensure that an analysis is done and documented for future projects.

Joint EIR/NEPA Documents					
Fiscal Year	EIR NEPA: N/A*	EIR + NEPA Categorical Exclusion	Joint EIR/Environmental Assessment (EA)	Joint EIR/Environmental Impact Statement	TOTAL
FY 2011/12					0
FY 2012/13					0
FY 2013/14					0
FY 2014/15					0
FY 2015/16					0
TOTAL	0	0	0	0	0

*N/A connotes that NEPA did not apply to a project because there was no federal action.

NOTES:

	Litigation	
	Fiscal Year	Number of CEQA Cases Filed
	FY 2011/12	
	FY 2012/13	
	FY 2013/14	
	FY 2014/15	
	FY 2015/16	
	TOTAL	0

NOTES:

DEPARTMENT OF SOCIAL SERVICES

State Agency CEQA Documents					
Fiscal Year	Categorical Exemption	Statutory Exemption	Negative Declaration/Mitigated Negative Declaration	Environmental Impact Report (EIR)	TOTAL
FY 2011/12					0
FY 2012/13					0
FY 2013/14					0
FY 2014/15					0
FY 2015/16					0
TOTAL	0	0	0	0	0
NOTES:					

Joint EIR/NEPA Documents					
Fiscal Year	EIR NEPA: N/A*	EIR + NEPA Categorical Exclusion	Joint EIR/Environmental Assessment (EA)	Joint EIR/Environmental Impact Statement	TOTAL
FY 2011/12					0
FY 2012/13					0
FY 2013/14					0
FY 2014/15					0
FY 2015/16					0
TOTAL	0	0	0	0	0
*N/A connotes that NEPA did not apply to a project because there was no federal action.					
NOTES:					

	Litigation		
	Fiscal Year	Number of CEQA Cases Filed	
	FY 2011/12		
	FY 2012/13		
	FY 2013/14		
	FY 2014/15		
	FY 2015/16		
	TOTAL	0	
NOTES:			

DEPARTMENT OF STATE HOSPITALS

State Agency CEQA Documents					
Fiscal Year	Categorical Exemption	Statutory Exemption	Negative Declaration/Mitigated Negative Declaration	Environmental Impact Report (EIR)	TOTAL
FY 2011/12	4	0	1	0	5
FY 2012/13	0	0	0	0	0
FY 2013/14	3	0	3	0	6
FY 2014/15	2	0	0	0	2
FY 2015/16	4	0	0	0	4
TOTAL	13	0	4	0	17
NOTES:					

Joint EIR/NEPA Documents					
Fiscal Year	EIR NEPA: N/A*	EIR + NEPA Categorical Exclusion	Joint EIR/Environmental Assessment (EA)	Joint EIR/Environmental Impact Statement	TOTAL
FY 2011/12					0
FY 2012/13					0
FY 2013/14					0
FY 2014/15					0
FY 2015/16					0
TOTAL	0	0	0	0	0
*N/A connotes that NEPA did not apply to a project because there was no federal action.					
NOTES:					

	Litigation		
	Fiscal Year	Number of CEQA Cases Filed	
	FY 2011/12		
	FY 2012/13		
	FY 2013/14		
	FY 2014/15		
	FY 2015/16		
	TOTAL	0	
NOTES:			

EMERGENCY MEDICAL SERVICES AUTHORITY

State Agency CEQA Documents					
Fiscal Year	Categorical Exemption	Statutory Exemption	Negative Declaration/Mitigated Negative Declaration	Environmental Impact Report (EIR)	TOTAL
FY 2011/12					0
FY 2012/13					0
FY 2013/14					0
FY 2014/15					0
FY 2015/16					0
TOTAL	0	0	0	0	0
NOTES:					

Joint EIR/NEPA Documents					
Fiscal Year	EIR NEPA: N/A*	EIR + NEPA Categorical Exclusion	Joint EIR/Environmental Assessment (EA)	Joint EIR/Environmental Impact Statement	TOTAL
FY 2011/12					0
FY 2012/13					0
FY 2013/14					0
FY 2014/15					0
FY 2015/16					0
TOTAL	0	0	0	0	0
*N/A connotes that NEPA did not apply to a project because there was no federal action.					
NOTES:					

	Litigation		
	Fiscal Year	Number of CEQA Cases Filed	
	FY 2011/12		
	FY 2012/13		
	FY 2013/14		
	FY 2014/15		
	FY 2015/16		
	TOTAL	0	
NOTES:			

OFFICE OF HEALTH INFORMATION INTEGRITY

State Agency CEQA Documents					
Fiscal Year	Categorical Exemption	Statutory Exemption	Negative Declaration/Mitigated Negative Declaration	Environmental Impact Report (EIR)	TOTAL
FY 2011/12					0
FY 2012/13					0
FY 2013/14					0
FY 2014/15					0
FY 2015/16					0
TOTAL	0	0	0	0	0
NOTES:					

Joint EIR/NEPA Documents					
Fiscal Year	EIR NEPA: N/A*	EIR + NEPA Categorical Exclusion	Joint EIR/Environmental Assessment (EA)	Joint EIR/Environmental Impact Statement	TOTAL
FY 2011/12					0
FY 2012/13					0
FY 2013/14					0
FY 2014/15					0
FY 2015/16					0
TOTAL	0	0	0	0	0
*N/A connotes that NEPA did not apply to a project because there was no federal action.					
NOTES:					

	Litigation		
	Fiscal Year	Number of CEQA Cases Filed	
	FY 2011/12		
	FY 2012/13		
	FY 2013/14		
	FY 2014/15		
	FY 2015/16		
	TOTAL	0	
NOTES:			

OFFICE OF STATEWIDE HEALTH PLANNING & DEVELOPMENT

State Agency CEQA Documents					
Fiscal Year	Categorical Exemption	Statutory Exemption	Negative Declaration/Mitigated Negative Declaration	Environmental Impact Report (EIR)	TOTAL
FY 2011/12	0	0	0	0	0
FY 2012/13	0	0	0	0	0
FY 2013/14	0	0	1*	1*	2*
FY 2014/15	0	0	0	0	0
FY 2015/16	0	0	0	0	0
TOTAL	0	0	1*	1*	2*

NOTES: *Both projects began in FY 2013/14 and went through FY 2014/15.

Joint EIR/NEPA Documents					
Fiscal Year	EIR NEPA: N/A*	EIR + NEPA Categorical Exclusion	Joint EIR/Environmental Assessment (EA)	Joint EIR/Environmental Impact Statement	TOTAL
FY 2011/12					0
FY 2012/13					0
FY 2013/14					0
FY 2014/15					0
FY 2015/16					0
TOTAL	0	0	0	0	0

*N/A connotes that NEPA did not apply to a project because there was no federal action.

NOTES: OSHPD was not involved in any joint CEQA/NEPA documents.

	Litigation		
	Fiscal Year	Number of CEQA Cases Filed	
	FY 2011/12	0	
	FY 2012/13	1	
	FY 2013/14	0	
	FY 2014/15	0	
	FY 2015/16	0	
	TOTAL	1	

NOTES:

OFFICE OF SYSTEMS INTEGRATION

State Agency CEQA Documents					
Fiscal Year	Categorical Exemption	Statutory Exemption	Negative Declaration/Mitigated Negative Declaration	Environmental Impact Report (EIR)	TOTAL
FY 2011/12					0
FY 2012/13					0
FY 2013/14					0
FY 2014/15					0
FY 2015/16					0
TOTAL	0	0	0	0	0
NOTES:					

Joint EIR/NEPA Documents					
Fiscal Year	EIR NEPA: N/A*	EIR + NEPA Categorical Exclusion	Joint EIR/Environmental Assessment (EA)	Joint EIR/Environmental Impact Statement	TOTAL
FY 2011/12					0
FY 2012/13					0
FY 2013/14					0
FY 2014/15					0
FY 2015/16					0
TOTAL	0	0	0	0	0
*N/A connotes that NEPA did not apply to a project because there was no federal action.					
NOTES:					

	Litigation		
	Fiscal Year	Number of CEQA Cases Filed	
	FY 2011/12		
	FY 2012/13		
	FY 2013/14		
	FY 2014/15		
	FY 2015/16		
	TOTAL	0	
NOTES:			

OFFICE OF THE PATIENT ADVOCATE

State Agency CEQA Documents					
Fiscal Year	Categorical Exemption	Statutory Exemption	Negative Declaration/Mitigated Negative Declaration	Environmental Impact Report (EIR)	TOTAL
FY 2011/12					0
FY 2012/13					0
FY 2013/14					0
FY 2014/15					0
FY 2015/16					0
TOTAL	0	0	0	0	0
NOTES: [T]he Office of the Patient Advocate has not been involved with any CEQA Projects.					

Joint EIR/NEPA Documents					
Fiscal Year	EIR NEPA: N/A*	EIR + NEPA Categorical Exclusion	Joint EIR/Environmental Assessment (EA)	Joint EIR/Environmental Impact Statement	TOTAL
FY 2011/12					0
FY 2012/13					0
FY 2013/14					0
FY 2014/15					0
FY 2015/16					0
TOTAL	0	0	0	0	0
*N/A connotes that NEPA did not apply to a project because there was no federal action.					
NOTES:					

	Litigation		
	Fiscal Year	Number of CEQA Cases Filed	
	FY 2011/12		
	FY 2012/13		
	FY 2013/14		
	FY 2014/15		
	FY 2015/16		
	TOTAL	0	
NOTES:			

CALIFORNIA LABOR & WORKFORCE DEVELOPMENT AGENCY

State Agency CEQA Documents					
Fiscal Year	Categorical Exemption	Statutory Exemption	Negative Declaration/Mitigated Negative Declaration	Environmental Impact Report (EIR)	TOTAL
FY 2011/12					0
FY 2012/13					0
FY 2013/14					0
FY 2014/15					0
FY 2015/16					0
TOTAL	0	0	0	0	0
NOTES: In general, Labor and Workforce does not act as a lead agency.					

Joint EIR/NEPA Documents					
Fiscal Year	EIR NEPA: N/A*	EIR + NEPA Categorical Exclusion	Joint EIR/Environmental Assessment (EA)	Joint EIR/Environmental Impact Statement	TOTAL
FY 2011/12					0
FY 2012/13					0
FY 2013/14					0
FY 2014/15					0
FY 2015/16					0
TOTAL	0	0	0	0	0
*N/A connotes that NEPA did not apply to a project because there was no federal action.					
NOTES:					

	Litigation		
	Fiscal Year	Number of CEQA Cases Filed	
	FY 2011/12		
	FY 2012/13		
	FY 2013/14		
	FY 2014/15		
	FY 2015/16		
	TOTAL	0	
NOTES:			

DEPARTMENT OF INDUSTRIAL RELATIONS

State Agency CEQA Documents					
Fiscal Year	Categorical Exemption	Statutory Exemption	Negative Declaration/Mitigated Negative Declaration	Environmental Impact Report (EIR)	TOTAL
FY 2011/12					0
FY 2012/13					0
FY 2013/14					0
FY 2014/15					0
FY 2015/16					0
TOTAL	0	0	0	0	0
NOTES:					

Joint EIR/NEPA Documents					
Fiscal Year	EIR NEPA: N/A*	EIR + NEPA Categorical Exclusion	Joint EIR/Environmental Assessment (EA)	Joint EIR/Environmental Impact Statement	TOTAL
FY 2011/12					0
FY 2012/13					0
FY 2013/14					0
FY 2014/15					0
FY 2015/16					0
TOTAL	0	0	0	0	0
*N/A connotes that NEPA did not apply to a project because there was no federal action.					
NOTES:					

	Litigation		
	Fiscal Year	Number of CEQA Cases Filed	
	FY 2011/12		
	FY 2012/13		
	FY 2013/14		
	FY 2014/15		
	FY 2015/16		
	TOTAL	0	
NOTES:			

EMPLOYMENT DEVELOPMENT DEPARTMENT

State Agency CEQA Documents					
Fiscal Year	Categorical Exemption	Statutory Exemption	Negative Declaration/Mitigated Negative Declaration	Environmental Impact Report (EIR)	TOTAL
FY 2011/12					0
FY 2012/13					0
FY 2013/14					0
FY 2014/15					0
FY 2015/16					0
TOTAL	0	0	0	0	0
NOTES:					

Joint EIR/NEPA Documents					
Fiscal Year	EIR NEPA: N/A*	EIR + NEPA Categorical Exclusion	Joint EIR/Environmental Assessment (EA)	Joint EIR/Environmental Impact Statement	TOTAL
FY 2011/12					0
FY 2012/13					0
FY 2013/14					0
FY 2014/15					0
FY 2015/16					0
TOTAL	0	0	0	0	0
*N/A connotes that NEPA did not apply to a project because there was no federal action.					
NOTES:					

	Litigation		
	Fiscal Year	Number of CEQA Cases Filed	
	FY 2011/12		
	FY 2012/13		
	FY 2013/14		
	FY 2014/15		
	FY 2015/16		
	TOTAL	0	
NOTES:			

CALIFORNIA WORKFORCE INVESTMENT BOARD

State Agency CEQA Documents					
Fiscal Year	Categorical Exemption	Statutory Exemption	Negative Declaration/Mitigated Negative Declaration	Environmental Impact Report (EIR)	TOTAL
FY 2011/12					0
FY 2012/13					0
FY 2013/14					0
FY 2014/15					0
FY 2015/16					0
TOTAL	0	0	0	0	0

NOTES:

Joint EIR/NEPA Documents					
Fiscal Year	EIR NEPA: N/A*	EIR + NEPA Categorical Exclusion	Joint EIR/Environmental Assessment (EA)	Joint EIR/Environmental Impact Statement	TOTAL
FY 2011/12					0
FY 2012/13					0
FY 2013/14					0
FY 2014/15					0
FY 2015/16					0
TOTAL	0	0	0	0	0

*N/A connotes that NEPA did not apply to a project because there was no federal action.

NOTES:

	Litigation		
	Fiscal Year	Number of CEQA Cases Filed	
	FY 2011/12		
	FY 2012/13		
	FY 2013/14		
	FY 2014/15		
	FY 2015/16		
	TOTAL	0	

NOTES:

CALIFORNIA STATE TRANSPORTATION AGENCY

State Agency CEQA Documents					
Fiscal Year	Categorical Exemption	Statutory Exemption	Negative Declaration/Mitigated Negative Declaration	Environmental Impact Report (EIR)	TOTAL
FY 2011/12					0
FY 2012/13					0
FY 2013/14					0
FY 2014/15					0
FY 2015/16					0
TOTAL	0	0	0	0	0
NOTES: We have nothing to report for CalSTA (the agency itself).					

Joint EIR/NEPA Documents					
Fiscal Year	EIR NEPA: N/A*	EIR + NEPA Categorical Exclusion	Joint EIR/Environmental Assessment (EA)	Joint EIR/Environmental Impact Statement	TOTAL
FY 2011/12					0
FY 2012/13					0
FY 2013/14					0
FY 2014/15					0
FY 2015/16					0
TOTAL	0	0	0	0	0
*N/A connotes that NEPA did not apply to a project because there was no federal action.					
NOTES:					

	Litigation		
	Fiscal Year	Number of CEQA Cases Filed	
	FY 2011/12		
	FY 2012/13		
	FY 2013/14		
	FY 2014/15		
	FY 2015/16		
	TOTAL	0	
NOTES:			

BOARD OF PILOT COMMISSIONERS

State Agency CEQA Documents					
Fiscal Year	Categorical Exemption	Statutory Exemption	Negative Declaration/Mitigated Negative Declaration	Environmental Impact Report (EIR)	TOTAL
FY 2011/12					0
FY 2012/13					0
FY 2013/14					0
FY 2014/15					0
FY 2015/16					0
TOTAL	0	0	0	0	0

NOTES: The answer to all questions for the Board of Pilot Commissioners for the Bays of San Francisco, San Pablo, and Suisun is "Not Applicable" for all questions. The Board does not conduct any business involving CEQA.

Joint EIR/NEPA Documents					
Fiscal Year	EIR NEPA: N/A*	EIR + NEPA Categorical Exclusion	Joint EIR/Environmental Assessment (EA)	Joint EIR/Environmental Impact Statement	TOTAL
FY 2011/12					0
FY 2012/13					0
FY 2013/14					0
FY 2014/15					0
FY 2015/16					0
TOTAL	0	0	0	0	0

*N/A connotes that NEPA did not apply to a project because there was no federal action.

NOTES:

	Litigation		
	Fiscal Year	Number of CEQA Cases Filed	
	FY 2011/12		
	FY 2012/13		
	FY 2013/14		
	FY 2014/15		
	FY 2015/16		
	TOTAL	0	

NOTES:

DEPARTMENT OF TRANSPORTATION

State Agency CEQA Documents					
Fiscal Year	Categorical Exemption	Statutory Exemption	Negative Declaration/Mitigated Negative Declaration	Environmental Impact Report (EIR)	TOTAL
FY 2011/12	562	18	53	10	643
FY 2012/13	482	20	41	23	566
FY 2013/14	592	5	53	15	665
FY 2014/15	642	1	73	9	725
FY 2015/16	612	0	43	5	660
TOTAL	2890	44	263	62	3259
NOTES:					

Joint EIR/NEPA Documents					
Fiscal Year	EIR NEPA: N/A*	EIR + NEPA Categorical Exclusion	Joint EIR/Environmental Assessment (EA)	Joint EIR/Environmental Impact Statement	TOTAL
FY 2011/12	1	1	2	6	10
FY 2012/13	4	0	7	12	23
FY 2013/14	4	0	7	4	15
FY 2014/15	2	0	2	5	9
FY 2015/16	0	0	1	4	5
TOTAL	11	1	19	31	62
*N/A connotes that NEPA did not apply to a project because there was no federal action.					
NOTES:					

	Litigation		
	Fiscal Year	Number of CEQA Cases Filed	
	FY 2011/12	6	
	FY 2012/13	3	
	FY 2013/14	7	
	FY 2014/15	6	
	FY 2015/16	7	
	TOTAL	29	
NOTES:			

CALIFORNIA HIGHWAY PATROL

State Agency CEQA Documents					
Fiscal Year	Categorical Exemption	Statutory Exemption	Negative Declaration/Mitigated Negative Declaration	Environmental Impact Report (EIR)	TOTAL
FY 2011/12	9	0	0	0	9
FY 2012/13	1	0	0	1	2
FY 2013/14	27	0	0	1	28
FY 2014/15	17	0	0	0	17
FY 2015/16	12	0	2	2	16
TOTAL	66	0	2	4	72
NOTES:					

Joint EIR/NEPA Documents					
Fiscal Year	EIR NEPA: N/A*	EIR + NEPA Categorical Exclusion	Joint EIR/Environmental Assessment (EA)	Joint EIR/Environmental Impact Statement	TOTAL
FY 2011/12					0
FY 2012/13					0
FY 2013/14					0
FY 2014/15					0
FY 2015/16					0
TOTAL	0	0	0	0	0
*N/A connotes that NEPA did not apply to a project because there was no federal action.					
NOTES:					

	Litigation		
	Fiscal Year	Number of CEQA Cases Filed	
	FY 2011/12		
	FY 2012/13		
	FY 2013/14		
	FY 2014/15		
	FY 2015/16		
	TOTAL	0	
NOTES:			

DEPARTMENT OF MOTOR VEHICLES

State Agency CEQA Documents					
Fiscal Year	Categorical Exemption	Statutory Exemption	Negative Declaration/Mitigated Negative Declaration	Environmental Impact Report (EIR)	TOTAL
FY 2011/12	6	0	0	0	6
FY 2012/13	6	0	1	0	7
FY 2013/14	2	0	0	0	2
FY 2014/15	1	0	0	0	1
FY 2015/16	0	0	1	0	1
TOTAL	15	0	2	0	17
NOTES:					

Joint EIR/NEPA Documents					
Fiscal Year	EIR NEPA: N/A*	EIR + NEPA Categorical Exclusion	Joint EIR/Environmental Assessment (EA)	Joint EIR/Environmental Impact Statement	TOTAL
FY 2011/12					0
FY 2012/13					0
FY 2013/14					0
FY 2014/15					0
FY 2015/16					0
TOTAL	0	0	0	0	0
*N/A connotes that NEPA did not apply to a project because there was no federal action.					
NOTES:					

	Litigation		
	Fiscal Year	Number of CEQA Cases Filed	
	FY 2011/12		
	FY 2012/13		
	FY 2013/14		
	FY 2014/15		
	FY 2015/16		
	TOTAL	0	
NOTES:			

HIGH SPEED RAIL AUTHORITY

State Agency CEQA Documents					
Fiscal Year	Categorical Exemption	Statutory Exemption	Negative Declaration/Mitigated Negative Declaration	Environmental Impact Report (EIR)	TOTAL
FY 2011/12	8	0	0	1	9
FY 2012/13	1	0	0	0	1
FY 2013/14	8	0	0	0	8
FY 2014/15	1	0	0	0	1
FY 2015/16	6	0	0	0	6
TOTAL	24	0	0	1	25
NOTES:					

Joint EIR/NEPA Documents					
Fiscal Year	EIR NEPA: N/A*	EIR + NEPA Categorical Exclusion	Joint EIR/Environmental Assessment (EA)	Joint EIR/Environmental Impact Statement	TOTAL
FY 2011/12	0	0	0	1	1
FY 2012/13	0	0	0	0	0
FY 2013/14	0	0	0	1	1
FY 2014/15	0	0	0	0	0
FY 2015/16	0	0	0	0	0
TOTAL	0	0	0	2	2
*N/A connotes that NEPA did not apply to a project because there was no federal action.					
NOTES:					

	Litigation	
	Fiscal Year	Number of CEQA Cases Filed
	FY 2011/12	3*
	FY 2012/13	1**
	FY 2013/14	7***
	FY 2014/15	0
	FY 2015/16	0
	TOTAL	10
NOTES: There were three CEQA documents (EIR or EIR/EIS) challenged: *3 separate suits against the first document, **1 suit against the second document, and ***7 separate suits against the third document.		

OFFICE OF TRAFFIC SAFETY

State Agency CEQA Documents					
Fiscal Year	Categorical Exemption	Statutory Exemption	Negative Declaration/Mitigated Negative Declaration	Environmental Impact Report (EIR)	TOTAL
FY 2011/12					0
FY 2012/13					0
FY 2013/14					0
FY 2014/15					0
FY 2015/16					0
TOTAL	0	0	0	0	0
NOTES: We do not have projects that fall under the request.					

Joint EIR/NEPA Documents					
Fiscal Year	EIR NEPA: N/A*	EIR + NEPA Categorical Exclusion	Joint EIR/Environmental Assessment (EA)	Joint EIR/Environmental Impact Statement	TOTAL
FY 2011/12					0
FY 2012/13					0
FY 2013/14					0
FY 2014/15					0
FY 2015/16					0
TOTAL	0	0	0	0	0
*N/A connotes that NEPA did not apply to a project because there was no federal action.					
NOTES:					

	Litigation		
	Fiscal Year	Number of CEQA Cases Filed	
	FY 2011/12		
	FY 2012/13		
	FY 2013/14		
	FY 2014/15		
	FY 2015/16		
	TOTAL	0	
NOTES:			

CALIFORNIA NATURAL RESOURCES AGENCY

State Agency CEQA Documents					
Fiscal Year	Categorical Exemption	Statutory Exemption	Negative Declaration/Mitigated Negative Declaration	Environmental Impact Report (EIR)	TOTAL
FY 2011/12					0
FY 2012/13					0
FY 2013/14					0
FY 2014/15					0
FY 2015/16					0
TOTAL	0	0	0	0	0
NOTES:					

Joint EIR/NEPA Documents					
Fiscal Year	EIR NEPA: N/A*	EIR + NEPA Categorical Exclusion	Joint EIR/Environmental Assessment (EA)	Joint EIR/Environmental Impact Statement	TOTAL
FY 2011/12					0
FY 2012/13					0
FY 2013/14					0
FY 2014/15					0
FY 2015/16					0
TOTAL	0	0	0	0	0
*N/A connotes that NEPA did not apply to a project because there was no federal action.					
NOTES:					

	Litigation		
	Fiscal Year	Number of CEQA Cases Filed	
	FY 2011/12		
	FY 2012/13		
	FY 2013/14		
	FY 2014/15		
	FY 2015/16		
	TOTAL	0	
NOTES:			

CALIFORNIA COASTAL COMMISSION

State Agency CEQA Documents					
Fiscal Year	Categorical Exemption	Statutory Exemption	Negative Declaration/Mitigated Negative Declaration	Environmental Impact Report (EIR)	TOTAL
FY 2011/12	2	0	0	0	2
FY 2012/13	1	0	0	0	1
FY 2013/14	0	0	0	0	0
FY 2014/15	0	0	0	0	0
FY 2015/16	0	0	0	0	0
TOTAL	3	0	0	0	3

NOTES: The Coastal Commission has a certified regulatory program pursuant to Public Resources Code Section 21080.5, therefore its regulatory actions generally do not fall within the typical categories of actions under CEQA. The Commission does not function as a lead agency, nor have we prepared joint CEQA/NEPA documents. The 2 NOEs (dated 9/26/11 and 2/12/13) are for the leases for two of the Coastal Commission's district offices. The other two NOEs (dated 8/19/11 and 11/14/16) were for unusual regulatory situations. We have compiled information regarding lawsuits against the Coastal Commission that include CEQA claims.

Joint EIR/NEPA Documents					
Fiscal Year	EIR NEPA: N/A*	EIR + NEPA Categorical Exclusion	Joint EIR/Environmental Assessment (EA)	Joint EIR/Environmental Impact Statement	TOTAL
FY 2011/12					0
FY 2012/13					0
FY 2013/14					0
FY 2014/15					0
FY 2015/16					0
TOTAL	0	0	0	0	0

*N/A connotes that NEPA did not apply to a project because there was no federal action.

NOTES:

	Litigation	
	Fiscal Year	Number of CEQA Cases Filed
	FY 2011/12	2
	FY 2012/13	3
	FY 2013/14	6
	FY 2014/15	8
	FY 2015/16	6
	TOTAL	25

NOTES:

CALIFORNIA COASTAL CONSERVANCY

State Agency CEQA Documents					
Fiscal Year	Categorical Exemption	Statutory Exemption	Negative Declaration/Mitigated Negative Declaration	Environmental Impact Report (EIR)	TOTAL
FY 2011/12	50	24	0	1	75
FY 2012/13	45	27	1	4	77
FY 2013/14	76	44	1	1	122
FY 2014/15	65	26	3	4	98
FY 2015/16	74	27	2	2	105
TOTAL	310	148	7	12	477

Joint EIR/NEPA Documents					
Fiscal Year	EIR NEPA: N/A*	EIR + NEPA Categorical Exclusion	Joint EIR/Environmental Assessment (EA)	Joint EIR/Environmental Impact Statement	TOTAL
FY 2011/12	0	0	0	1	1
FY 2012/13	0	0	0	2	2
FY 2013/14	0	0	0	1	1
FY 2014/15	0	0	0	2	2
FY 2015/16	0	0	0	2	2
TOTAL	0	0	0	8	8

*N/A connotes that NEPA did not apply to a project because there was no federal action.

NOTES:

	Litigation		
	Fiscal Year	Number of CEQA Cases Filed	
	FY 2011/12		
	FY 2012/13		
	FY 2013/14		
	FY 2014/15		
	FY 2015/16		
	TOTAL	0	

NOTES:

CALIFORNIA CONSERVATION CORPS

State Agency CEQA Documents					
Fiscal Year	Categorical Exemption	Statutory Exemption	Negative Declaration/Mitigated Negative Declaration	Environmental Impact Report (EIR)	TOTAL
FY 2011/12					0
FY 2012/13					0
FY 2013/14					0
FY 2014/15					0
FY 2015/16					0
TOTAL	0	0	0	0	0
NOTES:					

Joint EIR/NEPA Documents					
Fiscal Year	EIR NEPA: N/A*	EIR + NEPA Categorical Exclusion	Joint EIR/Environmental Assessment (EA)	Joint EIR/Environmental Impact Statement	TOTAL
FY 2011/12					0
FY 2012/13					0
FY 2013/14					0
FY 2014/15					0
FY 2015/16					0
TOTAL	0	0	0	0	0
*N/A connotes that NEPA did not apply to a project because there was no federal action.					
NOTES:					

	Litigation		
	Fiscal Year	Number of CEQA Cases Filed	
	FY 2011/12		
	FY 2012/13		
	FY 2013/14		
	FY 2014/15		
	FY 2015/16		
	TOTAL	0	
NOTES:			

CALIFORNIA ENERGY COMMISSION

State Agency CEQA Documents					
Fiscal Year	Categorical Exemption	Statutory Exemption	Negative Declaration/Mitigated Negative Declaration	Environmental Impact Report (EIR)	TOTAL
FY 2011/12	0	0	37	3	40
FY 2012/13	0	0	34	1	35
FY 2013/14	1	0	34	1	36
FY 2014/15	1	0	31	4	36
FY 2015/16	2	0	34	5	41
TOTAL	4	0	170*	14	188**

NOTES: *This total includes amendments to power plant decisions that involved very few technical areas (often only air quality) that did not involve having a Committee appointed but did receive approval of the full Energy Commission. **The Energy Commission Siting Program is a Certified Regulatory Program by the Secretary of the Resources Agency. Our process is the functional equivalent of an EIR, with the addition of assessments of engineering impacts. This total includes 6 major amendment cases where staff did full analyses in 22 technical areas and a Committee oversaw the proceedings.

Joint EIR/NEPA Documents					
Fiscal Year	EIR NEPA: N/A*	EIR + NEPA Categorical Exclusion	Joint EIR/Environmental Assessment (EA)	Joint EIR/Environmental Impact Statement	TOTAL
FY 2011/12	0	0	0	0	0
FY 2012/13	0	0	0	0	0
FY 2013/14	0	0	0	0	0
FY 2014/15	0	0	0	1	1
FY 2015/16	0	0	0	0	0
TOTAL	0	0	0	1	1

*N/A connotes that NEPA did not apply to a project because there was no federal action.

NOTES:

	Litigation	
	Fiscal Year	Number of CEQA Cases Filed
	FY 2011/12	3
	FY 2012/13	1
	FY 2013/14	1
	FY 2014/15	4
	FY 2015/16	5
	TOTAL	14***

NOTES: ***The last table includes STEP Division Projects that required full CEQA+ analyses in 22 technical areas, a Committee to oversee Proceedings, and final decisions by the full Commission. Of these, only one was the subject of litigation. That one would go into the FY 2015/16. (The Energy Commission decision was upheld).

CENTRAL VALLEY FLOOD PROTECTION BOARD

State Agency CEQA Documents					
Fiscal Year	Categorical Exemption	Statutory Exemption	Negative Declaration/Mitigated Negative Declaration	Environmental Impact Report (EIR)	TOTAL
FY 2011/12	47	0	3	0	50
FY 2012/13	74	0	2	0	76
FY 2013/14	84	0	3	0	87
FY 2014/15	50	0	1	2	53
FY 2015/16	50	0	1	0	51
TOTAL	305	0	10	2	317
NOTES:					

Joint EIR/NEPA Documents					
Fiscal Year	EIR NEPA: N/A*	EIR + NEPA Categorical Exclusion	Joint EIR/Environmental Assessment (EA)	Joint EIR/Environmental Impact Statement	TOTAL
FY 2011/12	1	0	0	1	2
FY 2012/13	0	0	0	0	0
FY 2013/14	1	0	0	1	2
FY 2014/15	2	0	2	0	4
FY 2015/16	1	0	1	0	2
TOTAL	5	0	3	2	10
*N/A connotes that NEPA did not apply to a project because there was no federal action.					
NOTES:					

	Litigation		
	Fiscal Year	Number of CEQA Cases Filed	
	FY 2011/12		
	FY 2012/13		
	FY 2013/14		
	FY 2014/15		
	FY 2015/16		
	TOTAL	0	
NOTES:			

DELTA STEWARDSHIP COUNCIL

State Agency CEQA Documents					
Fiscal Year	Categorical Exemption	Statutory Exemption	Negative Declaration/Mitigated Negative Declaration	Environmental Impact Report (EIR)	TOTAL
FY 2011/12	0	0	0	0	0
FY 2012/13	0	0	0	1	1
FY 2013/14	0	0	0	0	0
FY 2014/15	0	0	0	0	0
FY 2015/16	0	0	0	0	0
TOTAL	0	0	0	1	1

NOTES: Final Programmatic Environmental Impact Report for the Delta Plan (P-EIR) (May 2013).

Joint EIR/NEPA Documents					
Fiscal Year	EIR NEPA: N/A*	EIR + NEPA Categorical Exclusion	Joint EIR/Environmental Assessment (EA)	Joint EIR/Environmental Impact Statement	TOTAL
FY 2011/12					0
FY 2012/13					0
FY 2013/14					0
FY 2014/15					0
FY 2015/16					0
TOTAL	0	0	0	0	0

*N/A connotes that NEPA did not apply to a project because there was no federal action.

NOTES:

	Litigation	
	Fiscal Year	Number of CEQA Cases Filed
	FY 2011/12	0
	FY 2012/13	7
	FY 2013/14	0
	FY 2014/15	0
	FY 2015/16	0
	TOTAL	7

NOTES: 7 cases filed by 26 parties challenging the Delta Plan P-EIR; we subsequently had the 7 cases coordinated before one judge. Note that we did not seek consolidations, so there are still 7 separate suits.

DEPARTMENT OF CONSERVATION

State Agency CEQA Documents					
Fiscal Year	Categorical Exemption	Statutory Exemption	Negative Declaration/Mitigated Negative Declaration	Environmental Impact Report (EIR)	TOTAL
FY 2011/12	3	0	16	0	19
FY 2012/13	19	0	5	0	24
FY 2013/14	1	0	4	0	5
FY 2014/15	0	0	7	1	8
FY 2015/16	0	0	8	0	8
TOTAL	23	0	40	1	64
NOTES:					

Joint EIR/NEPA Documents					
Fiscal Year	EIR NEPA: N/A*	EIR + NEPA Categorical Exclusion	Joint EIR/Environmental Assessment (EA)	Joint EIR/Environmental Impact Statement	TOTAL
FY 2011/12					0
FY 2012/13					0
FY 2013/14					0
FY 2014/15					0
FY 2015/16					0
TOTAL	0	0	0	0	0
*N/A connotes that NEPA did not apply to a project because there was no federal action.					
NOTES:					

	Litigation	
	Fiscal Year	Number of CEQA Cases Filed
	FY 2011/12	2
	FY 2012/13	1
	FY 2013/14	2
	FY 2014/15	3
	FY 2015/16	1
	TOTAL	9
NOTES: Please note, CEQA legal challenges were against DOGGR, as there were no CEQA challenges filed against DLRP, CGS, or OMR.		

DEPARTMENT OF FISH & WILDLIFE

State Agency CEQA Documents					
Fiscal Year	Categorical Exemption	Statutory Exemption	Negative Declaration/Mitigated Negative Declaration	Environmental Impact Report (EIR)	TOTAL
FY 2011/12	557	5	13	3	578
FY 2012/13	588	7	8	3	606
FY 2013/14	608	14	7	1	630
FY 2014/15	518	7	7	1	533
FY 2015/16	546	8	8	0	562
TOTAL	2817	41	43	8	2909

NOTES: Primary Source: Office of Planning and Research, State Clearinghouse, CEQAnet Database search 12/7/2016. *FY 2013/14-2015/16 are coarser estimates due to CEQAnet Region 4 data gap.

Joint EIR/NEPA Documents					
Fiscal Year	EIR NEPA: N/A*	EIR + NEPA Categorical Exclusion	Joint EIR/Environmental Assessment (EA)	Joint EIR/Environmental Impact Statement	TOTAL
FY 2011/12	1	0	0	2	3
FY 2012/13	2	0	0	1	3
FY 2013/14	1	0	0	0	1
FY 2014/15	1	0	0	0	1
FY 2015/16	0	0	0	0	0
TOTAL	5	0	0	3	8

*N/A connotes that NEPA did not apply to a project because there was no federal action.

NOTES:

	Litigation		
	Fiscal Year	Number of CEQA Cases Filed	
	FY 2011/12	6	
	FY 2012/13	6	
	FY 2013/14	4	
	FY 2014/15	2	
	FY 2015/16	4	
	TOTAL	22	

NOTES:

DEPARTMENT OF FORESTRY & FIRE PROTECTION

State Agency CEQA Documents					
Fiscal Year	Categorical Exemption	Statutory Exemption	Negative Declaration/Mitigated Negative Declaration	Environmental Impact Report (EIR)	TOTAL
FY 2011/12					0
FY 2012/13					0
FY 2013/14					0
FY 2014/15					0
FY 2015/16					0
TOTAL	0	0	0	0	0
NOTES:					

Joint EIR/NEPA Documents					
Fiscal Year	EIR NEPA: N/A*	EIR + NEPA Categorical Exclusion	Joint EIR/Environmental Assessment (EA)	Joint EIR/Environmental Impact Statement	TOTAL
FY 2011/12					0
FY 2012/13					0
FY 2013/14					0
FY 2014/15					0
FY 2015/16					0
TOTAL	0	0	0	0	0
*N/A connotes that NEPA did not apply to a project because there was no federal action.					
NOTES:					

	Litigation		
	Fiscal Year	Number of CEQA Cases Filed	
	FY 2011/12		
	FY 2012/13		
	FY 2013/14		
	FY 2014/15		
	FY 2015/16		
	TOTAL	0	
NOTES:			

DEPARTMENT OF PARKS & RECREATION

State Agency CEQA Documents					
Fiscal Year	Categorical Exemption	Statutory Exemption	Negative Declaration/Mitigated Negative Declaration	Environmental Impact Report (EIR)	TOTAL
FY 2011/12	553	0	13	6	572
FY 2012/13	496	0	15	4	515
FY 2013/14	525	0	5	1	531
FY 2014/15	491	0	7	3	501
FY 2015/16	389	0	11	2	402
TOTAL	2454	0	51	16	2521

NOTES: Data is not broken down between categorical and statutory exemptions. It is likely that the only statutory exemption used by State Parks was the Emergency Exemption (CEQA Section 15269) and encompasses a small fraction of the overall number of exemptions prepared by the Department.

Joint EIR/NEPA Documents					
Fiscal Year	EIR NEPA: N/A*	EIR + NEPA Categorical Exclusion	Joint EIR/Environmental Assessment (EA)	Joint EIR/Environmental Impact Statement	TOTAL
FY 2011/12	6	0	0	0	6
FY 2012/13	4	0	0	0	4
FY 2013/14	1	0	0	0	1
FY 2014/15	3	0	0	0	3
FY 2015/16	2	0	0	0	2
TOTAL	16	0	0	0	16

*N/A connotes that NEPA did not apply to a project because there was no federal action.

NOTES:

	Litigation	
	Fiscal Year	Number of CEQA Cases Filed
	FY 2011/12	1
	FY 2012/13	0
	FY 2013/14	1
	FY 2014/15	0
	FY 2015/16	1
	TOTAL	3

NOTES:

DEPARTMENT OF WATER RESOURCES

State Agency CEQA Documents								
Fiscal Year	Categorical Exemption	Statutory Exemption	Emergency Project	Declared Emergency (CEQA Waived per Gov's EO)	Common Sense Exemption (15061(b)(3))	Negative Declaration/Mitigated Negative Declaration	Environmental Impact Report (EIR)	TOTAL
FY 2011/12	90	3	1	0	0	2	2	98
FY 2012/13	67	4	0	0	0	8	2	81
FY 2013/14	68	11	2	0	0	5	1	87
FY 2014/15	139	2	0	**13	0	8	0	162
FY 2015/16	184	5	1	**6	1	2	1	200
TOTAL	548	25	4	**19	1	25	6	628

NOTES: ** The projects wherein DWR utilized the Governor's Drought Executive Order - DWR may have been either lead or responsible agency. Additionally, these determinations were listed by calendar year rather than fiscal year on DWR's public web site located at <http://www.water.ca.gov/waterconditions/declaration.cfm>. For NDs, MNDs, and EIRs: Projects that have NODs filed were included. Data resulted from counting projects in the FY that the original document was filed (not the NOD). If an EIR has a Supplemental EIR or Addenda, the Supplemental EIR/Addendum was counted as the original document. Pending CEQA cases filed prior to FY 2011/12 were not included. Refer to next page for additional notes/information.

Joint EIR/NEPA Documents					
Fiscal Year	EIR NEPA: N/A*	EIR + NEPA Categorical Exclusion	Joint EIR/Environmental Assessment (EA)	Joint EIR/Environmental Impact Statement	TOTAL
FY 2011/12	2	0	0	0	2
FY 2012/13	1	0	0	1	2
FY 2013/14	1	0	0	0	1
FY 2014/15	0	0	0	0	0
FY 2015/16	1	0	0	0	1
TOTAL	5	0	0	1	6

*N/A connotes that NEPA did not apply to a project because there was no federal action.

NOTES:

Litigation		
	Fiscal Year	Number of CEQA Cases Filed
	FY 2011/12	1
	FY 2012/13	1 + **1
	FY 2013/14	**1
	FY 2014/15	1 + **1
	FY 2015/16	0
	TOTAL	6

NOTES: **Cases filed in the Court of Appeal.

DEPARTMENT OF WATER RESOURCES

EIR Data		
Fiscal Year	**EIR Title	File Date
FY 2011/12	Supplement to the Crane Valley Dam Seismic Retrofit Project FEIR	2/14/2012
	Supplement PEIR - 2017 Central Valley Flood Protection Plan Update	3/6/2012
FY 2012/13	San Joaquin River Restoration Program	7/31/2012
	Small Erosion Repair Program	3/19/2013
FY 2013/14	Dutch Slough Tidal Marsh Restoration Project	1/17/2014
FY 2014/15		
FY 2015/16	East Branch Extension Phases II Improvements Project EIR Addendum No. 2	6/4/2015

SF BAY CONSERVATION & DEVELOPMENT COMMISSION

State Agency CEQA Documents					
Fiscal Year	Categorical Exemption	Statutory Exemption	Negative Declaration/Mitigated Negative Declaration	Environmental Impact Report (EIR)	TOTAL
FY 2011/12					0
FY 2012/13					0
FY 2013/14					0
FY 2014/15					0
FY 2015/16					0
TOTAL	0	0	0	0	0
NOTES: Refer to next page for additional notes/information.					

Joint EIR/NEPA Documents					
Fiscal Year	EIR NEPA: N/A*	EIR + NEPA Categorical Exclusion	Joint EIR/Environmental Assessment (EA)	Joint EIR/Environmental Impact Statement	TOTAL
FY 2011/12					0
FY 2012/13					0
FY 2013/14					0
FY 2014/15					0
FY 2015/16					0
TOTAL	0	0	0	0	0
*N/A connotes that NEPA did not apply to a project because there was no federal action.					
NOTES:					

	Litigation		
	Fiscal Year	Number of CEQA Cases Filed	
	FY 2011/12		
	FY 2012/13		
	FY 2013/14		
	FY 2014/15		
	FY 2015/16		
	TOTAL	0	
NOTES:			

SAN FRANCISCO BAY CONSERVATION DEVELOPMENT COMMISSION

NOTES: 14 CCR 15251 (g) states that: The following programs of state regulatory agencies have been certified by the Secretary for Resources as meeting the requirements of Section 21080.5:***(h) The permit and planning programs of the San Francisco Bay Conservation and Development Commission under the McAteer-Petris Act, Title 7.2 (commencing with Section 66600) of the Government Code; and the planning program of the San Francisco Bay Conservation and Development Commission under the Suisun Marsh Preservation Act, Division 19 (commencing with Section 29000) of the Public Resources Code. So in order to be functionally equivalent, we have to comply with our "permit and planning programs" under the McAteer-Petris Act and our "planning program" under the SMPA. Those programs are broad in scope and very detailed in terms of substantive and procedural requirements...[T]he only project was the consideration and adoption of the Climate Change policies into the San Francisco Bay Plan. The Commission followed the Bay Plan amendment process and produced a lengthy and detailed staff report, held multiple public hearings, and then considered and adopted a staff recommendation with revised policies...[If needed to be placed in one of the] four "bins" it would be the EIR bin, but of course we followed our process. Also, we were not joint CEQA/NEPA leads, nor did we initiate any CEQA litigation in the past five fiscal years.

STATE LANDS COMMISSION

State Agency CEQA Documents					
Fiscal Year	Categorical Exemption	Statutory Exemption	Negative Declaration/Mitigated Negative Declaration*	Environmental Impact Report (EIR)	TOTAL
FY 2011/12	227	7	7	1	242
FY 2012/13	315	9	7	2	333
FY 2013/14	300	4	4	1	309
FY 2014/15	305	5	8	1	319
FY 2015/16	298	10	23	1	332
TOTAL	1445	35	49	6	1535

NOTES: *Includes multiple related permit/lease actions that were approved relying on a ND or MND previously adopted by the State Lands Commission (1984 Offshore Geophysical Permit Program [OGPP] MND; 2013 OGPP MND; and 2013 Tomales Bay Mooring Program ND/FONSI): FY 2011/12 = 5 of 7; FY 2012/13 = 2 of 7; FY 2013/14 = 1 of 4, FY 2014/15 = 6 of 8; FY 2015/16 = 18 of 23.

Joint EIR/NEPA Documents					
Fiscal Year	EIR NEPA: N/A*	EIR + NEPA Categorical Exclusion	Joint EIR/Environmental Assessment (EA)	Joint EIR/Environmental Impact Statement	TOTAL
FY 2011/12					0
FY 2012/13					0
FY 2013/14					0
FY 2014/15					0
FY 2015/16					0
TOTAL	0	0	0	0	0

*N/A connotes that NEPA did not apply to a project because there was no federal action.

NOTES:

	Litigation	
	Fiscal Year	Number of CEQA Cases Filed
	FY 2011/12	2
	FY 2012/13	3
	FY 2013/14	0
	FY 2014/15	2
	FY 2015/16	2
	TOTAL	9

NOTES:

GOVERNMENT OPERATIONS AGENCY

State Agency CEQA Documents					
Fiscal Year	Categorical Exemption	Statutory Exemption	Negative Declaration/Mitigated Negative Declaration	Environmental Impact Report (EIR)	TOTAL
FY 2011/12					0
FY 2012/13					0
FY 2013/14					0
FY 2014/15					0
FY 2015/16					0
TOTAL	0	0	0	0	0
NOTES:					

Joint EIR/NEPA Documents					
Fiscal Year	EIR NEPA: N/A*	EIR + NEPA Categorical Exclusion	Joint EIR/Environmental Assessment (EA)	Joint EIR/Environmental Impact Statement	TOTAL
FY 2011/12					0
FY 2012/13					0
FY 2013/14					0
FY 2014/15					0
FY 2015/16					0
TOTAL	0	0	0	0	0
*N/A connotes that NEPA did not apply to a project because there was no federal action.					
NOTES:					

	Litigation		
	Fiscal Year	Number of CEQA Cases Filed	
	FY 2011/12		
	FY 2012/13		
	FY 2013/14		
	FY 2014/15		
	FY 2015/16		
	TOTAL	0	
NOTES:			

DEPARTMENT OF GENERAL SERVICES

State Agency CEQA Documents					
Fiscal Year	Categorical Exemption	Statutory Exemption	Negative Declaration/Mitigated Negative Declaration	Environmental Impact Report (EIR)	TOTAL
FY 2011/12	7	0	1	0	8
FY 2012/13	11	0	4	0	15
FY 2013/14	14	0	6	0	20
FY 2014/15	42	0	1	0	43
FY 2015/16	51	0	0	0	51
TOTAL	125	0	12	0	137
NOTES:					

Joint EIR/NEPA Documents					
Fiscal Year	EIR NEPA: N/A*	EIR + NEPA Categorical Exclusion	Joint EIR/Environmental Assessment (EA)	Joint EIR/Environmental Impact Statement	TOTAL
FY 2011/12					0
FY 2012/13					0
FY 2013/14					0
FY 2014/15					0
FY 2015/16					0
TOTAL	0	0	0	0	0
*N/A connotes that NEPA did not apply to a project because there was no federal action.					
NOTES:					

	Litigation		
	Fiscal Year	Number of CEQA Cases Filed	
	FY 2011/12	0	
	FY 2012/13	0	
	FY 2013/14	0	
	FY 2014/15	0	
	FY 2015/16	1	
	TOTAL	1	
NOTES:			

DEPARTMENT OF HUMAN RESOURCES

State Agency CEQA Documents					
Fiscal Year	Categorical Exemption	Statutory Exemption	Negative Declaration/Mitigated Negative Declaration	Environmental Impact Report (EIR)	TOTAL
FY 2011/12					0
FY 2012/13					0
FY 2013/14					0
FY 2014/15					0
FY 2015/16					0
TOTAL	0	0	0	0	0
NOTES:					

Joint EIR/NEPA Documents					
Fiscal Year	EIR NEPA: N/A*	EIR + NEPA Categorical Exclusion	Joint EIR/Environmental Assessment (EA)	Joint EIR/Environmental Impact Statement	TOTAL
FY 2011/12					0
FY 2012/13					0
FY 2013/14					0
FY 2014/15					0
FY 2015/16					0
TOTAL	0	0	0	0	0
*N/A connotes that NEPA did not apply to a project because there was no federal action.					
NOTES:					

	Litigation		
	Fiscal Year	Number of CEQA Cases Filed	
	FY 2011/12		
	FY 2012/13		
	FY 2013/14		
	FY 2014/15		
	FY 2015/16		
	TOTAL	0	
NOTES:			

DEPARTMENT OF TECHNOLOGY

State Agency CEQA Documents					
Fiscal Year	Categorical Exemption	Statutory Exemption	Negative Declaration/Mitigated Negative Declaration	Environmental Impact Report (EIR)	TOTAL
FY 2011/12	5	0	0	0	5
FY 2012/13	1	0	0	0	1
FY 2013/14	1	0	0	0	1
FY 2014/15	2	0	0	0	2
FY 2015/16	1	0	0	0	1
TOTAL	10	0	0	0	10

NOTES: The California Department of Technology (CDT), was listed as the lead Agency on 10 CEQA filings from FY 11/12 to FY 15/16. All 10 were submitted as categorical exemptions.

Joint EIR/NEPA Documents					
Fiscal Year	EIR NEPA: N/A*	EIR + NEPA Categorical Exclusion	Joint EIR/Environmental Assessment (EA)	Joint EIR/Environmental Impact Statement	TOTAL
FY 2011/12					0
FY 2012/13					0
FY 2013/14					0
FY 2014/15					0
FY 2015/16					0
TOTAL	0	0	0	0	0

*N/A connotes that NEPA did not apply to a project because there was no federal action.

NOTES: None of the 10 CEQA filings over the last 5 FYs, where CDT or California Technology Agency (CTA) was listed as the lead Agency, required joint EIR/NEPA documents.

Litigation		
	Fiscal Year	Number of CEQA Cases Filed
	FY 2011/12	
	FY 2012/13	
	FY 2013/14	
	FY 2014/15	
	FY 2015/16	
	TOTAL	0

NOTES: None of the 10 CEQA filings in the last 5 FYs met the criteria for this reporting category.

FRANCHISE TAX BOARD

State Agency CEQA Documents					
Fiscal Year	Categorical Exemption	Statutory Exemption	Negative Declaration/Mitigated Negative Declaration	Environmental Impact Report (EIR)	TOTAL
FY 2011/12					0
FY 2012/13					0
FY 2013/14					0
FY 2014/15					0
FY 2015/16					0
TOTAL	0	0	0	0	0
NOTES:					

Joint EIR/NEPA Documents					
Fiscal Year	EIR NEPA: N/A*	EIR + NEPA Categorical Exclusion	Joint EIR/Environmental Assessment (EA)	Joint EIR/Environmental Impact Statement	TOTAL
FY 2011/12					0
FY 2012/13					0
FY 2013/14					0
FY 2014/15					0
FY 2015/16					0
TOTAL	0	0	0	0	0
*N/A connotes that NEPA did not apply to a project because there was no federal action.					
NOTES:					

	Litigation		
	Fiscal Year	Number of CEQA Cases Filed	
	FY 2011/12		
	FY 2012/13		
	FY 2013/14		
	FY 2014/15		
	FY 2015/16		
	TOTAL	0	
NOTES:			

OFFICE OF ADMINISTRATIVE LAW

State Agency CEQA Documents					
Fiscal Year	Categorical Exemption	Statutory Exemption	Negative Declaration/Mitigated Negative Declaration	Environmental Impact Report (EIR)	TOTAL
FY 2011/12					0
FY 2012/13					0
FY 2013/14					0
FY 2014/15					0
FY 2015/16					0
TOTAL	0	0	0	0	0

NOTES: The Office of Administrative Law (OAL) has not been a lead agency for a project subject to CEQA, or involved in any CEQA litigation in the past five fiscal years.

Joint EIR/NEPA Documents					
Fiscal Year	EIR NEPA: N/A*	EIR + NEPA Categorical Exclusion	Joint EIR/Environmental Assessment (EA)	Joint EIR/Environmental Impact Statement	TOTAL
FY 2011/12					0
FY 2012/13					0
FY 2013/14					0
FY 2014/15					0
FY 2015/16					0
TOTAL	0	0	0	0	0

*N/A connotes that NEPA did not apply to a project because there was no federal action.

NOTES:

	Litigation		
	Fiscal Year	Number of CEQA Cases Filed	
	FY 2011/12		
	FY 2012/13		
	FY 2013/14		
	FY 2014/15		
	FY 2015/16		
	TOTAL	0	

NOTES:

PUBLIC EMPLOYEES RETIREMENT SYSTEM

State Agency CEQA Documents					
Fiscal Year	Categorical Exemption	Statutory Exemption	Negative Declaration/Mitigated Negative Declaration	Environmental Impact Report (EIR)	TOTAL
FY 2011/12					0
FY 2012/13					0
FY 2013/14					0
FY 2014/15					0
FY 2015/16					0
TOTAL	0	0	0	0	0

NOTES: The California Environmental Quality Act (CEQA) is a California State statute that closely mirrors the National Environmental Policy Act (NEPA) to ensure that new commercial and residential developments projects are reviewed for potential negative impacts to air, water, traffic, and the natural environment. The CalPERS complex is fully developed and would not be subject to the CEQA and NEPA regulations, unless a new building was proposed for construction somewhere on the CalPERS campus. There has been no new vertical building construction on the CalPERS Campus in the last 5 years.

Joint EIR/NEPA Documents					
Fiscal Year	EIR NEPA: N/A*	EIR + NEPA Categorical Exclusion	Joint EIR/Environmental Assessment (EA)	Joint EIR/Environmental Impact Statement	TOTAL
FY 2011/12					0
FY 2012/13					0
FY 2013/14					0
FY 2014/15					0
FY 2015/16					0
TOTAL	0	0	0	0	0

*N/A connotes that NEPA did not apply to a project because there was no federal action.

NOTES:

	Litigation	
	Fiscal Year	Number of CEQA Cases Filed
	FY 2011/12	
	FY 2012/13	
	FY 2013/14	
	FY 2014/15	
	FY 2015/16	
	TOTAL	0

NOTES:

STATE PERSONNEL BOARD

State Agency CEQA Documents					
Fiscal Year	Categorical Exemption	Statutory Exemption	Negative Declaration/Mitigated Negative Declaration	Environmental Impact Report (EIR)	TOTAL
FY 2011/12					0
FY 2012/13					0
FY 2013/14					0
FY 2014/15					0
FY 2015/16					0
TOTAL	0	0	0	0	0
NOTES:					

Joint EIR/NEPA Documents					
Fiscal Year	EIR NEPA: N/A*	EIR + NEPA Categorical Exclusion	Joint EIR/Environmental Assessment (EA)	Joint EIR/Environmental Impact Statement	TOTAL
FY 2011/12					0
FY 2012/13					0
FY 2013/14					0
FY 2014/15					0
FY 2015/16					0
TOTAL	0	0	0	0	0
*N/A connotes that NEPA did not apply to a project because there was no federal action.					
NOTES:					

	Litigation		
	Fiscal Year	Number of CEQA Cases Filed	
	FY 2011/12		
	FY 2012/13		
	FY 2013/14		
	FY 2014/15		
	FY 2015/16		
	TOTAL	0	
NOTES:			

STATE TEACHERS' RETIREMENT SYSTEM

State Agency CEQA Documents					
Fiscal Year	Categorical Exemption	Statutory Exemption	Negative Declaration/Mitigated Negative Declaration	Environmental Impact Report (EIR)	TOTAL
FY 2011/12					0
FY 2012/13					0
FY 2013/14					0
FY 2014/15					0
FY 2015/16					0
TOTAL	0	0	0	0	0

NOTES: After reviewing the request, we do not have anything to report that fits within the parameters of the survey at this time.

Joint EIR/NEPA Documents					
Fiscal Year	EIR NEPA: N/A*	EIR + NEPA Categorical Exclusion	Joint EIR/Environmental Assessment (EA)	Joint EIR/Environmental Impact Statement	TOTAL
FY 2011/12					0
FY 2012/13					0
FY 2013/14					0
FY 2014/15					0
FY 2015/16					0
TOTAL	0	0	0	0	0

*N/A connotes that NEPA did not apply to a project because there was no federal action.

NOTES:

	Litigation		
	Fiscal Year	Number of CEQA Cases Filed	
	FY 2011/12		
	FY 2012/13		
	FY 2013/14		
	FY 2014/15		
	FY 2015/16		
	TOTAL	0	

NOTES:

VICTIM COMPENSATION BOARD

State Agency CEQA Documents					
Fiscal Year	Categorical Exemption	Statutory Exemption	Negative Declaration/Mitigated Negative Declaration	Environmental Impact Report (EIR)	TOTAL
FY 2011/12					0
FY 2012/13					0
FY 2013/14					0
FY 2014/15					0
FY 2015/16					0
TOTAL	0	0	0	0	0
NOTES:					

Joint EIR/NEPA Documents					
Fiscal Year	EIR NEPA: N/A*	EIR + NEPA Categorical Exclusion	Joint EIR/Environmental Assessment (EA)	Joint EIR/Environmental Impact Statement	TOTAL
FY 2011/12					0
FY 2012/13					0
FY 2013/14					0
FY 2014/15					0
FY 2015/16					0
TOTAL	0	0	0	0	0
*N/A connotes that NEPA did not apply to a project because there was no federal action.					
NOTES:					

	Litigation		
	Fiscal Year	Number of CEQA Cases Filed	
	FY 2011/12		
	FY 2012/13		
	FY 2013/14		
	FY 2014/15		
	FY 2015/16		
	TOTAL	0	
NOTES:			

DEPARTMENT OF CORRECTIONS & REHABILITATION

State Agency CEQA Documents					
Fiscal Year	Categorical Exemption	Statutory Exemption	Negative Declaration/Mitigated Negative Declaration	Environmental Impact Report (EIR)	TOTAL
FY 2011/12	16	0	0	0	16
FY 2012/13	13	0	9	1	23
FY 2013/14	88*	0	6	3	97
FY 2014/15	36*	0	3	1	40
FY 2015/16	14	0	1	1	16
TOTAL	167	0	19	6	192

NOTES: *FY 2013/14 and 2014/15 have a high number of categorical exemptions due to numbers of ADA, LEF netting, HCFIP, leases, and energy efficiency projects. *Refer to next page for additional notes/information.*

Joint EIR/NEPA Documents					
Fiscal Year	EIR NEPA: N/A*	EIR + NEPA Categorical Exclusion	Joint EIR/Environmental Assessment (EA)	Joint EIR/Environmental Impact Statement	TOTAL
FY 2011/12					0
FY 2012/13					0
FY 2013/14					0
FY 2014/15					0
FY 2015/16					0
TOTAL	0	0	0	0	0

*N/A connotes that NEPA did not apply to a project because there was no federal action.

NOTES:

	Litigation		
	Fiscal Year	Number of CEQA Cases Filed	
	FY 2011/12	1	
	FY 2012/13	0	
	FY 2013/14	1	
	FY 2014/15	2	
	FY 2015/16	0	
	TOTAL	4	

NOTES:

DEPARTMENT OF CORRECTIONS & REHABILITATION

State Agency CEQA Documents					
Fiscal Year	Categorical Exemption	Statutory Exemption	Negative Declaration/Mitigated Negative Declaration	Environmental Impact Report (EIR)	TOTAL
FY 2011/12	4	0	0	0	4
FY 2012/13	0	0	4	0	4
FY 2013/14	0	0	0	1	1
FY 2014/15	0	0	0	0	0
FY 2015/16	0	0	0	1	1
TOTAL	4	0	4	2	10
<p>NOTES: DGS was lead on the above projects.</p>					

DEPARTMENT OF FINANCE

State Agency CEQA Documents					
Fiscal Year	Categorical Exemption	Statutory Exemption	Negative Declaration/Mitigated Negative Declaration	Environmental Impact Report (EIR)	TOTAL
FY 2011/12					0
FY 2012/13					0
FY 2013/14					0
FY 2014/15					0
FY 2015/16					0
TOTAL	0	0	0	0	0
NOTES: In general, DOF does not act as a lead agency.					

Joint EIR/NEPA Documents					
Fiscal Year	EIR NEPA: N/A*	EIR + NEPA Categorical Exclusion	Joint EIR/Environmental Assessment (EA)	Joint EIR/Environmental Impact Statement	TOTAL
FY 2011/12					0
FY 2012/13					0
FY 2013/14					0
FY 2014/15					0
FY 2015/16					0
TOTAL	0	0	0	0	0
*N/A connotes that NEPA did not apply to a project because there was no federal action.					
NOTES:					

	Litigation		
	Fiscal Year	Number of CEQA Cases Filed	
	FY 2011/12		
	FY 2012/13		
	FY 2013/14		
	FY 2014/15		
	FY 2015/16		
	TOTAL	0	
NOTES:			

DEPARTMENT OF FOOD & AGRICULTURE

State Agency CEQA Documents					
Fiscal Year	Categorical Exemption	Statutory Exemption	Negative Declaration/Mitigated Negative Declaration	Environmental Impact Report (EIR)	TOTAL
FY 2011/12	0	0	0	0	0
FY 2012/13	0	0	0	0	0
FY 2013/14	0	0	0	0	0
FY 2014/15	0	0	0	0	0
FY 2015/16	0	0	0	2	2
TOTAL	0	0	0	2	2

NOTES:

Joint EIR/NEPA Documents					
Fiscal Year	EIR NEPA: N/A*	EIR + NEPA Categorical Exclusion	Joint EIR/Environmental Assessment (EA)	Joint EIR/Environmental Impact Statement	TOTAL
FY 2011/12					0
FY 2012/13					0
FY 2013/14					0
FY 2014/15					0
FY 2015/16					0
TOTAL	0	0	0	0	0

*N/A connotes that NEPA did not apply to a project because there was no federal action.

NOTES:

	Litigation		
	Fiscal Year	Number of CEQA Cases Filed	
	FY 2011/12	0	
	FY 2012/13	0	
	FY 2013/14	0	
	FY 2014/15	1	
	FY 2015/16	1	
	TOTAL	2	

NOTES:

DEPARTMENT OF VETERANS AFFAIRS

State Agency CEQA Documents					
Fiscal Year	Categorical Exemption	Statutory Exemption	Negative Declaration/Mitigated Negative Declaration	Environmental Impact Report (EIR)	TOTAL
FY 2011/12	2	0	0	0	2
FY 2012/13	1	0	0	0	1
FY 2013/14	3	0	0	0	3
FY 2014/15	0	0	0	0	0
FY 2015/16	2	0	0	0	2
TOTAL	8	0	0	0	8

NOTES: These numbers show all the environmental documents DGS prepared on behalf of CalVet between July 2011 and June 2016. No CEQA challenges have been filed within the last five fiscal years.

Joint EIR/NEPA Documents					
Fiscal Year	EIR NEPA: N/A*	EIR + NEPA Categorical Exclusion	Joint EIR/Environmental Assessment (EA)	Joint EIR/Environmental Impact Statement	TOTAL
FY 2011/12	0	1	0	0	1
FY 2012/13	0	0	0	0	0
FY 2013/14	0	1	0	0	1
FY 2014/15	0	0	1	0	1
FY 2015/16	0	0	0	0	0
TOTAL	0	2	1	0	3

*N/A connotes that NEPA did not apply to a project because there was no federal action.

NOTES:

	Litigation		
	Fiscal Year	Number of CEQA Cases Filed	
	FY 2011/12		
	FY 2012/13		
	FY 2013/14		
	FY 2014/15		
	FY 2015/16		
	TOTAL	0	

NOTES:

CALIFORNIA MILITARY DEPARTMENT

State Agency CEQA Documents					
Fiscal Year	Categorical Exemption	Statutory Exemption	Negative Declaration/Mitigated Negative Declaration	Environmental Impact Report (EIR)	TOTAL
FY 2011/12	0	0	0	0	0
FY 2012/13	0	0	0	0	0
FY 2013/14	7	0	0	0	7
FY 2014/15	14	0	0	0	14
FY 2015/16	12	0	1	0	13
TOTAL	33	0	1	0	34
NOTES:					

Joint EIR/NEPA Documents					
Fiscal Year	EIR NEPA: N/A*	EIR + NEPA Categorical Exclusion	Joint EIR/Environmental Assessment (EA)	Joint EIR/Environmental Impact Statement	TOTAL
FY 2011/12					0
FY 2012/13					0
FY 2013/14					0
FY 2014/15					0
FY 2015/16					0
TOTAL	0	0	0	0	0
*N/A connotes that NEPA did not apply to a project because there was no federal action.					
NOTES:					

	Litigation		
	Fiscal Year	Number of CEQA Cases Filed	
	FY 2011/12		
	FY 2012/13		
	FY 2013/14		
	FY 2014/15		
	FY 2015/16		
	TOTAL	0	
NOTES:			

GOVERNOR'S OFFICE OF BUSINESS & ECONOMIC DEVELOPMENT

State Agency CEQA Documents					
Fiscal Year	Categorical Exemption	Statutory Exemption	Negative Declaration/Mitigated Negative Declaration	Environmental Impact Report (EIR)	TOTAL
FY 2011/12					0
FY 2012/13					0
FY 2013/14					0
FY 2014/15					0
FY 2015/16					0
TOTAL	0	0	0	0	0
NOTES: In general, GOBiz does not act as a lead agency.					

Joint EIR/NEPA Documents					
Fiscal Year	EIR NEPA: N/A*	EIR + NEPA Categorical Exclusion	Joint EIR/Environmental Assessment (EA)	Joint EIR/Environmental Impact Statement	TOTAL
FY 2011/12					0
FY 2012/13					0
FY 2013/14					0
FY 2014/15					0
FY 2015/16					0
TOTAL	0	0	0	0	0
*N/A connotes that NEPA did not apply to a project because there was no federal action.					
NOTES:					

	Litigation		
	Fiscal Year	Number of CEQA Cases Filed	
	FY 2011/12		
	FY 2012/13		
	FY 2013/14		
	FY 2014/15		
	FY 2015/16		
	TOTAL	0	
NOTES:			

GOVERNOR'S OFFICE OF EMERGENCY SERVICES

State Agency CEQA Documents					
Fiscal Year	Categorical Exemption	Statutory Exemption	Negative Declaration/Mitigated Negative Declaration	Environmental Impact Report (EIR)	TOTAL
FY 2011/12	1	0	0	0	1
FY 2012/13	0	0	0	0	0
FY 2013/14	3	0	0	0	3
FY 2014/15	2	0	0	0	2
FY 2015/16	5	0	0	0	5
TOTAL	11	0	0	0	11
NOTES:					

Joint EIR/NEPA Documents					
Fiscal Year	EIR NEPA: N/A*	EIR + NEPA Categorical Exclusion	Joint EIR/Environmental Assessment (EA)	Joint EIR/Environmental Impact Statement	TOTAL
FY 2011/12					0
FY 2012/13					0
FY 2013/14					0
FY 2014/15					0
FY 2015/16					0
TOTAL	0	0	0	0	0
*N/A connotes that NEPA did not apply to a project because there was no federal action.					
NOTES:					

	Litigation		
	Fiscal Year	Number of CEQA Cases Filed	
	FY 2011/12		
	FY 2012/13		
	FY 2013/14		
	FY 2014/15		
	FY 2015/16		
	TOTAL	0	
NOTES:			

GOVERNOR'S OFFICE OF PLANNING & RESEARCH

State Agency CEQA Documents					
Fiscal Year	Categorical Exemption	Statutory Exemption	Negative Declaration/Mitigated Negative Declaration	Environmental Impact Report (EIR)	TOTAL
FY 2011/12					0
FY 2012/13					0
FY 2013/14					0
FY 2014/15					0
FY 2015/16					0
TOTAL	0	0	0	0	0

NOTES: In general, OPR does not act as a lead agency.

Joint EIR/NEPA Documents					
Fiscal Year	EIR NEPA: N/A*	EIR + NEPA Categorical Exclusion	Joint EIR/Environmental Assessment (EA)	Joint EIR/Environmental Impact Statement	TOTAL
FY 2011/12					0
FY 2012/13					0
FY 2013/14					0
FY 2014/15					0
FY 2015/16					0
TOTAL	0	0	0	0	0

*N/A connotes that NEPA did not apply to a project because there was no federal action.

NOTES:

	Litigation		
	Fiscal Year	Number of CEQA Cases Filed	
	FY 2011/12		
	FY 2012/13		
	FY 2013/14		
	FY 2014/15		
	FY 2015/16		
	TOTAL	0	

NOTES:

BOARDS & COMMISSIONS

State Agency CEQA Documents					
Fiscal Year	Categorical Exemption	Statutory Exemption	Negative Declaration/Mitigated Negative Declaration	Environmental Impact Report (EIR)	TOTAL
FY 2011/12					0
FY 2012/13					0
FY 2013/14					0
FY 2014/15					0
FY 2015/16					0
TOTAL	0	0	0	0	0
NOTES:					

Joint EIR/NEPA Documents					
Fiscal Year	EIR NEPA: N/A*	EIR + NEPA Categorical Exclusion	Joint EIR/Environmental Assessment (EA)	Joint EIR/Environmental Impact Statement	TOTAL
FY 2011/12					0
FY 2012/13					0
FY 2013/14					0
FY 2014/15					0
FY 2015/16					0
TOTAL	0	0	0	0	0
*N/A connotes that NEPA did not apply to a project because there was no federal action.					
NOTES:					

	Litigation		
	Fiscal Year	Number of CEQA Cases Filed	
	FY 2011/12		
	FY 2012/13		
	FY 2013/14		
	FY 2014/15		
	FY 2015/16		
	TOTAL	0	
NOTES:			

CALIFORNIA ARTS COUNCIL

State Agency CEQA Documents					
Fiscal Year	Categorical Exemption	Statutory Exemption	Negative Declaration/Mitigated Negative Declaration	Environmental Impact Report (EIR)	TOTAL
FY 2011/12					0
FY 2012/13					0
FY 2013/14					0
FY 2014/15					0
FY 2015/16					0
TOTAL	0	0	0	0	0

NOTES: According to our Administrative Department, the California Arts Council has not been a lead agency for any project subject to CEQA in the past five years.

Joint EIR/NEPA Documents					
Fiscal Year	EIR NEPA: N/A*	EIR + NEPA Categorical Exclusion	Joint EIR/Environmental Assessment (EA)	Joint EIR/Environmental Impact Statement	TOTAL
FY 2011/12					0
FY 2012/13					0
FY 2013/14					0
FY 2014/15					0
FY 2015/16					0
TOTAL	0	0	0	0	0

*N/A connotes that NEPA did not apply to a project because there was no federal action.

NOTES:

	Litigation		
	Fiscal Year	Number of CEQA Cases Filed	
	FY 2011/12		
	FY 2012/13		
	FY 2013/14		
	FY 2014/15		
	FY 2015/16		
	TOTAL	0	

NOTES:

CALIFORNIA PUBLIC UTILITIES COMMISSION

State Agency CEQA Documents					
Fiscal Year	Categorical Exemption***	Statutory Exemption	Negative Declaration/Mitigated Negative Declaration	Environmental Impact Report (EIR)	TOTAL
FY 2011/12	Not available	2	3	2	7
FY 2012/13	92	1	4	0	97
FY 2013/14	136	1	0	3	140
FY 2014/15	82	2	4	5	93
FY 2015/16	79	0	4	7	90
TOTAL	389	6	15	17	427

NOTES: ***This column represents categories for projects where the applicant utility filed at the CPUC via Advice Letter to note they were taking an exemption to a CEQA document requirement process. There are a variety of exemptions claimed, including categorical exemptions. CPUC does not track the type of exemptions claimed per Advice Letter. For more information see CPUC's General Order 131-D.

Joint EIR/NEPA Documents					
Fiscal Year	EIR NEPA: N/A*	EIR + NEPA Categorical Exclusion	Joint EIR/Environmental Assessment (EA)	Joint EIR/Environmental Impact Statement	TOTAL
FY 2011/12	0	0	1	1	2
FY 2012/13	0	0	0	1	1
FY 2013/14	0	0	0	1	1
FY 2014/15	0	0	0	3	3
FY 2015/16	0	0	1	3	4
TOTAL	0	0	2	9	11

*N/A connotes that NEPA did not apply to a project because there was no federal action.

NOTES:

	Litigation	
	Fiscal Year	Number of CEQA Cases Filed
	FY 2011/12	10
	FY 2012/13	11
	FY 2013/14	8
	FY 2014/15	4
	FY 2015/16	10
	TOTAL	43

NOTES: The CEQA cases listed above omits some smaller Telco cases and/or electric permitting cases where the CPUC might not have been the lead CEQA agency.

CALIFORNIA VOLUNTEERS

State Agency CEQA Documents					
Fiscal Year	Categorical Exemption	Statutory Exemption	Negative Declaration/Mitigated Negative Declaration	Environmental Impact Report (EIR)	TOTAL
FY 2011/12					0
FY 2012/13					0
FY 2013/14					0
FY 2014/15					0
FY 2015/16					0
TOTAL	0	0	0	0	0
NOTES: In general, Cal Volunteers does not act as a lead agency.					

Joint EIR/NEPA Documents					
Fiscal Year	EIR NEPA: N/A*	EIR + NEPA Categorical Exclusion	Joint EIR/Environmental Assessment (EA)	Joint EIR/Environmental Impact Statement	TOTAL
FY 2011/12					0
FY 2012/13					0
FY 2013/14					0
FY 2014/15					0
FY 2015/16					0
TOTAL	0	0	0	0	0
*N/A connotes that NEPA did not apply to a project because there was no federal action.					
NOTES:					

	Litigation		
	Fiscal Year	Number of CEQA Cases Filed	
	FY 2011/12		
	FY 2012/13		
	FY 2013/14		
	FY 2014/15		
	FY 2015/16		
	TOTAL	0	
NOTES:			

COMMISSION ON THE STATUS OF WOMEN & GIRLS

State Agency CEQA Documents					
Fiscal Year	Categorical Exemption	Statutory Exemption	Negative Declaration/Mitigated Negative Declaration	Environmental Impact Report (EIR)	TOTAL
FY 2011/12					0
FY 2012/13					0
FY 2013/14					0
FY 2014/15					0
FY 2015/16					0
TOTAL	0	0	0	0	0
NOTES: In general, Commission on the Status of Women & Girls does not act as a lead agency.					

Joint EIR/NEPA Documents					
Fiscal Year	EIR NEPA: N/A*	EIR + NEPA Categorical Exclusion	Joint EIR/Environmental Assessment (EA)	Joint EIR/Environmental Impact Statement	TOTAL
FY 2011/12					0
FY 2012/13					0
FY 2013/14					0
FY 2014/15					0
FY 2015/16					0
TOTAL	0	0	0	0	0
*N/A connotes that NEPA did not apply to a project because there was no federal action.					
NOTES:					

	Litigation		
	Fiscal Year	Number of CEQA Cases Filed	
	FY 2011/12		
	FY 2012/13		
	FY 2013/14		
	FY 2014/15		
	FY 2015/16		
	TOTAL	0	
NOTES:			

Fi\$CAL

State Agency CEQA Documents					
Fiscal Year	Categorical Exemption	Statutory Exemption	Negative Declaration/Mitigated Negative Declaration	Environmental Impact Report (EIR)	TOTAL
FY 2011/12					0
FY 2012/13					0
FY 2013/14					0
FY 2014/15					0
FY 2015/16					0
TOTAL	0	0	0	0	0

NOTES: In general, Fi\$cal does not act as a lead agency.

Joint EIR/NEPA Documents					
Fiscal Year	EIR NEPA: N/A*	EIR + NEPA Categorical Exclusion	Joint EIR/Environmental Assessment (EA)	Joint EIR/Environmental Impact Statement	TOTAL
FY 2011/12					0
FY 2012/13					0
FY 2013/14					0
FY 2014/15					0
FY 2015/16					0
TOTAL	0	0	0	0	0

*N/A connotes that NEPA did not apply to a project because there was no federal action.

NOTES:

	Litigation		
	Fiscal Year	Number of CEQA Cases Filed	
	FY 2011/12		
	FY 2012/13		
	FY 2013/14		
	FY 2014/15		
	FY 2015/16		
	TOTAL	0	

NOTES:

GAMBLING CONTROL COMMISSION

State Agency CEQA Documents					
Fiscal Year	Categorical Exemption	Statutory Exemption	Negative Declaration/Mitigated Negative Declaration	Environmental Impact Report (EIR)	TOTAL
FY 2011/12					0
FY 2012/13					0
FY 2013/14					0
FY 2014/15					0
FY 2015/16					0
TOTAL	0	0	0	0	0

NOTES: The California Gambling Control Commission has not been a lead agency for a project subject to CEQA in the past five fiscal years. Therefore, we have nothing to report.

Joint EIR/NEPA Documents					
Fiscal Year	EIR NEPA: N/A*	EIR + NEPA Categorical Exclusion	Joint EIR/Environmental Assessment (EA)	Joint EIR/Environmental Impact Statement	TOTAL
FY 2011/12					0
FY 2012/13					0
FY 2013/14					0
FY 2014/15					0
FY 2015/16					0
TOTAL	0	0	0	0	0

*N/A connotes that NEPA did not apply to a project because there was no federal action.

NOTES:

	Litigation		
	Fiscal Year	Number of CEQA Cases Filed	
	FY 2011/12		
	FY 2012/13		
	FY 2013/14		
	FY 2014/15		
	FY 2015/16		
	TOTAL	0	

NOTES:

LOTTERY COMMISSION

State Agency CEQA Documents					
Fiscal Year	Categorical Exemption	Statutory Exemption	Negative Declaration/Mitigated Negative Declaration	Environmental Impact Report (EIR)	TOTAL
FY 2011/12	0	0	0	0	0
FY 2012/13	0	0	0	0	0
FY 2013/14	0	0	0	0	0
FY 2014/15	1	0	0	0	1
FY 2015/16	1	0	0	0	1
TOTAL	2	0	0	0	2
NOTES:					

Joint EIR/NEPA Documents					
Fiscal Year	EIR NEPA: N/A*	EIR + NEPA Categorical Exclusion	Joint EIR/Environmental Assessment (EA)	Joint EIR/Environmental Impact Statement	TOTAL
FY 2011/12					0
FY 2012/13					0
FY 2013/14					0
FY 2014/15					0
FY 2015/16					0
TOTAL	0	0	0	0	0
*N/A connotes that NEPA did not apply to a project because there was no federal action.					
NOTES:					

	Litigation		
	Fiscal Year	Number of CEQA Cases Filed	
	FY 2011/12		
	FY 2012/13		
	FY 2013/14		
	FY 2014/15		
	FY 2015/16		
	TOTAL	0	
NOTES:			

PEACE OFFICER STANDARDS & TRAINING

State Agency CEQA Documents					
Fiscal Year	Categorical Exemption	Statutory Exemption	Negative Declaration/Mitigated Negative Declaration	Environmental Impact Report (EIR)	TOTAL
FY 2011/12					0
FY 2012/13					0
FY 2013/14					0
FY 2014/15					0
FY 2015/16					0
TOTAL	0	0	0	0	0

NOTES: In general, Peace Officer Standards and Training does not act as a lead agency.

Joint EIR/NEPA Documents					
Fiscal Year	EIR NEPA: N/A*	EIR + NEPA Categorical Exclusion	Joint EIR/Environmental Assessment (EA)	Joint EIR/Environmental Impact Statement	TOTAL
FY 2011/12					0
FY 2012/13					0
FY 2013/14					0
FY 2014/15					0
FY 2015/16					0
TOTAL	0	0	0	0	0

*N/A connotes that NEPA did not apply to a project because there was no federal action.

NOTES:

	Litigation		
	Fiscal Year	Number of CEQA Cases Filed	
	FY 2011/12		
	FY 2012/13		
	FY 2013/14		
	FY 2014/15		
	FY 2015/16		
	TOTAL	0	

NOTES:

STATE BOARD OF EDUCATION

State Agency CEQA Documents					
Fiscal Year	Categorical Exemption	Statutory Exemption	Negative Declaration/Mitigated Negative Declaration	Environmental Impact Report (EIR)	TOTAL
FY 2011/12					0
FY 2012/13					0
FY 2013/14					0
FY 2014/15					0
FY 2015/16					0
TOTAL	0	0	0	0	0

NOTES: In general, State Board of Education does not act as a lead agency.

Joint EIR/NEPA Documents					
Fiscal Year	EIR NEPA: N/A*	EIR + NEPA Categorical Exclusion	Joint EIR/Environmental Assessment (EA)	Joint EIR/Environmental Impact Statement	TOTAL
FY 2011/12					0
FY 2012/13					0
FY 2013/14					0
FY 2014/15					0
FY 2015/16					0
TOTAL	0	0	0	0	0

*N/A connotes that NEPA did not apply to a project because there was no federal action.

NOTES:

	Litigation		
	Fiscal Year	Number of CEQA Cases Filed	
	FY 2011/12		
	FY 2012/13		
	FY 2013/14		
	FY 2014/15		
	FY 2015/16		
	TOTAL	0	

NOTES:

APPENDIX B

**SURVEY RESULTS OF
CITIES**

CEQA Survey Results of Cities

City Population	CEQA Environmental Reviews: City as Lead Agency					Joint EIR/NEPA Documents					Litigation FY 2011/16 Number of CEQA Cases Filed
	FY 2011/16 Categorical Exemption	FY 2011/16 Statutory Exemption	FY 2011/16 ND/MND	FY 2011/16 EIR	FY 2011/16 EIR, NEPA: N/A*	FY 2011/16 EIR + NEPA Categorical Exclusion	FY 2011/16 Joint EIR/Environmental Assessment (EA)	FY 2011/16 Joint EIR/Environmental Impact Statement			
Small A	437	0	16	0	0	0	0	0	0		
Small B	6	0	2	0	0	2	0	0	1		
Small C	141	0	10	0	0	0	0	0	0		
Small D	0	0	22	4	0	0	1	0	0		
Small E	55	0	0	3	0	0	0	0	0		
Small F	14	0	13	0	0	0	0	0	0		
Small G	35	0	4	1	0	0	0	0	0		
Small H	4	0	1	0	0	0	0	0	0		
Small I	50	0	2	1	0	0	0	0	0		
Small J	0	0	5	2	0	0	0	0	2		
Small K	111	0	10	0	0	0	0	0	0		
Small L	17	0	0	0	1	0	0	0	0		
Small M	43	0	14	1	0	0	0	0	0		
Small N	5	0	13	0	0	0	0	0	0		
Small O	6	0	30	4	0	0	0	0	1		
Small P	36	0	8	0	0	0	0	0	0		
Small Q	26	3	13	9	0	0	0	0	6		
Small R	50	30	4	0	0	0	0	0	1		
Small S	27	10	4	2	0	0	0	0	1		
Small TOTALS	1063	43	171	27	1	2	1	0	12		
Medium T	108	0	10	4	0	0	0	0	1		
Medium U	20	0	8	1	0	0	0	0	1		
Medium V	252	24	17	5	0	0	0	0	0		
Medium W	283	0	5	37	0	0	0	0	0		
Medium X	97	0	7	46	0	0	0	0	8		
Medium Y	5288	0	18	0	0	15	0	0	2		
Medium TOTALS	1520	107	214	39	0	15	0	0	16		

CEQA Survey Results of Cities

City Population	CEQA Environmental Reviews: City as Lead Agency				Joint EIR/NEPA Documents				Litigation FY 2011/16 Number of CEQA Cases Filed
	FY 2011/16 Categorical Exemption	FY 2011/16 Statutory Exemption	FY 2011/16 ND/MND	FY 2011/16 EIR	FY 2011/16 EIR, NEPA: N/A*	FY 2011/16 EIR + NEPA Categorical Exclusion	FY 2011/16 Joint EIR/Environmental Assessment (EA)	FY 2011/16 Joint EIR/Environmental Impact Statement	
Large Z (Larger than 100,000)	623	0	15	2	0	0	0	0	0
Large AA (Larger than 100,000)	1115	0	11	13	0	0	0	0	5
Large BB (Larger than 100,000)	210	50	150	11	3	0	1	0	4
Large CC (Larger than 100,000)	57	1	52	7	1	0	0	0	2
Large DD (Over 300,000)	0	0	156	8	0	0	0	0	4
Large EE (Over 300,000)	357	0	24	5	0	0	0	0	0
Large FF (Over 300,000)	839	0	16	14	0	0	0	0	3
Large GG (Larger than 500,000)	2647	30	102	103	0	0	0	0	0
Large TOTALS	5848	81	526	163	3	0	1	0	18
ALL TOTALS	12959	148	762	283	4	17	2	0	42
Small	0-50,000								
Medium	50,000-100,000								
Large	Over 100,000								
*No City over 1 million Responded									